


25th



All India Children's Educational Audio Video Festival



Audio | New Media & ICT |
Digital Games |
Byte Size Video on Learning Outcomes
Directory

30th August, 2021

CIET, NCERT, NEW DELHI

विद्यया ऽ मृतमश्नुते



एन सी ई आर टी
NCERT

Jury Members



Ritu Rajput

Dr. Ritu Rajput is a Programme Head (Assistant Director of the Programme) in All India Radio (AIR), New Delhi. She has been working for All India Radio for the last 38 years and now posted as the Head of Programme in AIR. She has extensively worked on all formats of Radio that includes features, dramas, interviews and script writing.



Om Prakash Dewal

Dr. Om Prakash Dewal is a Director in School of Journalism and New Media Studies in Indira Gandhi National Open University (IGNOU). He has 35 years of experience in Media Production, Media Management and Media Teaching & Training.



R.S. Yadav

Dr. R.S. Yadav is a Retired Senior Programme Executive from All India Radio. He worked as a Broadcaster for 25 years.




Dilip Jha

Shri Dilip Kumar Jha is a Programme Executive in All India Radio and is presently posted in Kathua, Jammu & Kashmir. He has more than 27 years of experience in Radio Programme Production and Direction.



Brahm Prakash

Dr Brahm Prakash is a Retired Professor of Chemistry from National Council of Educational Research and Training (NCERT). He has 35 years of experience of teaching, research in chemistry education, teacher education.



Vandana Saxena

Dr Vandana Saxena is a Professor in Central Institute of Education (CIE), Department of Education in University of Delhi. She has 24 years of teaching experience in CIE, Delhi University.




Vivekanadan Perumal

Dr Vivekanadan Perumal is a Professor in Kusuma School of Biological Sciences in Indian Institute of Technology Delhi.



Vinod Kumar Kanvaria

Dr. Vinod Kumar Kanvaria is an Associate Professor in University of Delhi. He is also a member of the Faculty of Education. He has 19 years of experience in teaching and research in the field of Education and Technology.



Sujith Parayil

Dr. Sujith Kumar Parayil is an Assistant Professor in the Centre for Media Studies, School of Social Sciences, Jawaharlal Nehru University. He has 12 years of teaching experience in the field of Media and Cultural Studies and published work in the area of new media education, new media subjectivity, social media visuality and film studies.

Content List

S.No.	Category	Page. No.
1	Audio for Foundational Level by Government Organisations	6-10
2	Audio for Foundational Level by Independent Filmmakers/Institutions	11-13
3	Audio for Foundational Level by Teachers/Teacher Educators	14-16
4	Audio for Preparatory Level by Government Organisations	17-19
5	Audio for Preparatory Level by Teachers/Teacher Educators	20-22
6	Audio for Preparatory Level by Teachers/Teacher Educators	23-28
7	Audio for Middle Level by Government Organisations	29-32
8	Audio for Middle Level by Independent Filmmakers/Institutions	33-35
9	Audio for Middle Level by Teachers/Teacher Educators	36-41
10	Audio for Secondary Level by Government Organisations	42-26
11	Audio for Secondary Level by Independent Filmmakers/Institutions	47-49
12	Audio for Secondary Level by Teachers/Teacher Educators	50-53
13	New Media & ICT for Foundational Level by Government Organisations	54-55
14	New Media & ICT for Foundational Level by Teachers/Teacher Educators	56-61
15	New Media & ICT for Preparatory Level by Independent Filmmakers/Institutions	62-63
16	New Media & ICT for Preparatory Level by Teachers/Teacher Educators	64-71
17	New Media & ICT for Middle Level by Government Organisations	72-77
18	New Media & ICT for Middle Level by Independent Filmmakers/Institutions	78-80
19	New Media & ICT for Middle Level by Teachers/Teacher Educators	81-86
20	New Media & ICT for Secondary Level by Government Organisations	87-88
21	New Media & ICT for Secondary Level by Independent Filmmakers/Institutions	89-92
22	New Media & ICT for Secondary Level by Teachers/Teacher Educators	93-98

S.No.	Category	Page. No.
23	Digital Games for Foundational Level by Government Organisations	100-102
24	Digital Games for Foundational Level by Independent Filmmakers/Institutions	103-105
25	Digital Games for Foundational Level by Teachers/Teacher Educators	106-109
26	Digital Games for Preparatory Level by Teachers/Teacher Educators	110-111
27	Digital Games for Middle Level by Government Organisations	112-115
28	Digital Games for Middle Level by Teachers/Teacher Educators	116-117
29	Digital Games for Secondary Level by Teachers/Teacher Educators	118-119
30	Byte Size Video on Learning Outcomes for Foundational Level by Government Organisations	120-121
31	Byte Size Video on Learning Outcomes for Foundational Level by Teachers/Teacher Educators	122-128
32	Byte Size Video on Learning Outcomes for Preparatory Level by Teachers/Teacher Educators	129-135
33	Byte Size Video on Learning Outcomes for Middle Level by Government Organisations	136-138
34	Byte Size Video on Learning Outcomes for Middle Level by Teachers/Teacher Educators	139-149
35	Byte Size Video on Learning Outcomes for Secondary Level by Independent Filmmakers/Institutions	150-151
36	Byte Size Video on Learning Outcomes for Secondary Level by Teachers/Teacher Educators	152-156

Audio
Foundational Level
Government Organisations



सबक-2 बे,पे,ते,टे,से (Sabaq -2 Be, Pe, Te, Te, Se)

AFLG1

ये कार्यक्रम पहली जमात की पाठ्यपुस्तक इब्तेदाई उर्दू के एक सबक पर आधारित है। कार्यक्रम में बच्चों के लिए उर्दू भाषा के अक्षर अर्थात हर्फ (हर्फ) से शब्द यानि लफज़ (अल्फ़ज़) बनाना सिखाया गया है। कार्यक्रम के द्वारा बच्चे उर्दू का सही उच्चारण भी जान सकेंगे। कार्यक्रमका उद्देश्य सुनकर सीखने की कला का विकास करना है।

Producer	: Vimlesh Chaudhary
Director	: Vimlesh Chaudhary
Scriptwriter	: NCERT Urdu Textbook
Editor	: Vimlesh Chaudhary
Voice Over Artist	: Parvez Gauhar and Shamila Parvez
Running Time	: 04:30

Inside – Outside and Bigger – Smaller

AFLG2

This programme is based on Mathematics Text book – Math-Magic of Class-1. This programme is meant to provide basic maths concepts. Mathematics is more of a way of thinking and understanding than just numbers and shapes. Through these programmes it tries to give children relevant experience, and also tries to talk about it in an ordinary language to make sense of the experience. One of the aims of the programme is to develop analytical skills among the young learners.

Producer	: Vimlesh Chaudhary
Director	: Vimlesh Chaudhary
Scriptwriter	: NCERT Mathematics Textbook
Editor	: Vimlesh Chaudhary
Voice Over Artist	: Rajni Salhotra and Vaibhav Jyotsana Srivastava
Running Time	: 08:50



AUDIO

ऊँटचला - (Unt Chala)

AFLG3

यह श्रव्य कविता एनसीईआरटी की कक्षा दो हिंदी विषय के लिए निर्धारित पाठ्यपुस्तक रिमझिम (भाग-दो) पाठ - 01, जिसका शीर्षक है "ऊँटचला" से लिया गया है। इस कार्यक्रम को प्राथमिक स्तर के बच्चों के लिए भाषा अधिगम को सुगम और रुचि कर बनाने के लिए संगीतमय रूप में तैयार किया गया है। बच्चों की जिंदगी से जुड़े रोचक अनुभवों को संगीत किस प्रकार और अधिक रुचि कर बना देता है, यही इस कार्यक्रम का उद्देश्य है।

Producer	: Sh. Nikhil Sharma
Director	: Sh. Vikrant Vikram
Scriptwriter	: Prof. Ayushman Goswami
Editor	: Sh. Vikrant Vikram, Dr.Rajnish Kumar Charan
Voice Over Artist	: Dr. Rajnish Kumar Charan
Graphics	: Sh. Harmeet Singh
Running Time	: 03:27

म्याऊँ, म्याऊँ !! - (Miaun Miaun)

AFLG4

यह श्रव्य कविता एनसीईआरटी की कक्षा दो हिंदी विषय के लिए निर्धारित पाठ्यपुस्तक (भाग-दो) पाठ - 03, जिसका शीर्षक है म्याऊँ, म्याऊँ!! से लिया गया है। इस कार्यक्रम को प्राथमिक स्तर के बच्चों के लिए भाषा अधिगम को सुगम और रुचि कर बनाने के लिए संगीतमय रूप में तैयार किया गया है। बच्चों की जिंदगी से जुड़े रोचक अनुभवों को संगीत किस प्रकार और अधिक रुचि कर बना देता है, यही इस कार्यक्रम का उद्देश्य है।

Producer	: Sh. Nikhil Sharma
Director	: Sh. Nikhil Sharma
Scriptwriter	: Prof. Ayushman Goswami
Editor	: Sh. Vikrant Vikram, Dr. Rajneesh Kumar Charan
Voice Over Artist	: Dr. Rajneesh Kumar Charan, Mrs.Pooja Charan
Graphics	: Sh. Harmeet Singh
Running Time	: 02:37



Angangi Sheireng Eshei – (Children’s Poetic Song)

AFLG5

This musical drama is based on early folk songs of Manipur. It teaches these old songs/folksongs to the younger generations in the form of Rhymes. This musical drama showcases two beautiful old Manipuri folk songs. First one is dedicated to the powers of the mighty sun and the other one is a beautiful lullaby sung by the mothers after bathing their children, wishing them to grow wise and great like their forefathers.

Producer	: Kh. Ashok Kumar Singh
Director	: Kh. Ashok Kumar
Scriptwriter	: Deelip Mayengbam
Editor	: Salam Hemojit Meetei
Running Time	: 14:19

Sahaj

AFLG6

उत्तर प्रदेश एक बड़ा प्रदेश होने के साथ साथ अनेकों प्रकार की विविधताएं अपने भीतर समेटे हुए है उसी में से एक है भाषाई विविधता। जहां पूर्वी उत्तर प्रदेश में भोजपुरी, मध्य उत्तर प्रदेश में अवधी, पश्चिमी उत्तर प्रदेश में ब्रजभाषा का प्रयोग होता है वहीं बुंदेलखंड में बुन्देलखंडी का प्रयोग किया जाता है। प्रदेश के इस परिदृश्य को देखते हुए यहाँ के ग्रामीण क्षेत्रों में पढनेवाले या यों कहें कि ग्रामीण अंचलों में जब आरंभिक स्तर के बच्चों के साथ मानक भाषा का प्रयोग करते हैं तो निश्चित ही बच्चे उस भाषा से एक कटाव महसूस करते हैं। राष्ट्रीय शिक्षा नीति की इन्हीं बातों को ध्यान में रखते हुए उत्तर प्रदेश के कुछ शिक्षकों की टीम द्वारा 4 बोलियों- भोजपुरी, बुन्देलखंडी, अवधी और ब्रज में कक्षा एक व 2 की पाठ्यपुस्तकों को अनुवादित कर ई-बुक बनायी तथा उससे सम्बंधित ऑडियो सामग्री बनायी जिससे छोटे बच्चे अपनी भाषा में पाठ को समझ सकें, पढ़ सकें और कक्षा कक्षीय गतिविधियों में रुचि ले सकें क्योंकि उन्हें इस दौरान इस बात का एहसास होगा कि उनकी भाषा को कक्षा में स्थान मिल रहा है।

Producer	: Dr Ajay Kumar Singh
Director	: Dr Ajay Kumar Singh
Scriptwriter	: Alpa Nigam, PraneshBhushan Mishra, AshutoshAnandAwasthi, Mrudul Sharma
Editor	: Alpa Nigam
Running Time	: 02:03



Treasure Hunt

AFLG7

Activity-based methods that make the child relate to playing games in his real life help the child evince interest and learn the basic concepts quite naturally. 'Treasure Hunt' is one such game that helps in developing the pre-mathematical concepts like identification of missing numbers and identification of digits in particular.

This game involves active involvement of the children and in no stage does the child feel that he is learning something. 'Treasure Hunt' activity also ensures equal participation of all the children with no child left out. When the child is involved in such activities, it becomes easy for the child to comprehend that Mathematics is all about us and it's quite a joy to be a part of the learning process.

Instead of confining the child's movement to a place inside the classroom, 'Treasure Hunt' ensures to take the child outside, the surroundings that he/she is well acquainted with. The facilitator needs to be well-prepared with the required number-cards and also should be specific about the instructions given.

Producer	: A.Krishna Rao
Director	: S.Radha Krishna Rao
Scriptwriter	: Ramadevi
Editor	: T.Ramakrishna
Voice Over Artist	: Harisha
Running Time	: 17:02

Audio
Foundational Level
Independent Filmmakers/
Institutions



AUDIO

Parinde

AFLI1

This Programme is for the age group of 5-8 years. The programme begins with the narrator's voice & focuses on telling everyone to keep our environment clean. The oxygen giving Banyan tree in the story plays a very vital role in the story as it is a home for many birds. This story is based on a bird & bird hunter. The story talks about Rinku Parrot, Mantu Parrot, Nanhu Rat and a caged bird and have tried to fantasize about it. There is nothing bigger than love & affection in this world whether it is towards birds, animals or humans.

Producer	: Rizwana Saif
Director	: Rizwana Saif
Scriptwriter	: Rizwana Saif
Editor	: Prem Verma
Voice Over Artist	: Anupama Sharad, Rajeev Singh, Farah Saeed
Running Time	: 12:05

गोलू बंदर – (Golu Bandar)

AFLI2

लगभग 10 वर्ष तक के बच्चों को पशु- पक्षियों के प्रति विशेष आकर्षण होता है। इसलिए यदि पशु-पक्षियों के माध्यम से उन्हें कुछ सिखाया जाए तो वे उसे रुचिपूर्वक और शीघ्रता से सीख जाते हैं। कुछ वर्षों से एनसीईआरटी द्वारा शिक्षा में कला एवं सौंदर्यबोध शिक्षा के उपयोग पर विशेष ध्यान दिया जा रहा है आटे इसके लिए सार्थक प्रयत्न भी किये जा रहे हैं। इसी से प्रेरित होकर बच्चों को कला के माध्यम से गिनती समझाने की दृष्टि से ही इस ऑडियो प्रोग्राम का निर्माण किया गया है।

Producer	: Umesh Kumar Chaurasia
Director	: Umesh Kumar Chaurasia
Scriptwriter	: Umesh Kumar Chaurasia
Editor	: RJ Ajay Verma
Running Time	: 05:29



अधिक बलवान कौन – (Adhik Balwan Kon)

AFLI3

प्रस्तुत कहानी कक्षा दो की पाठ्यपुस्तक रिमज़िम से लिया गया है। इस पाठ का नाम है 'अधिक बलवान कौन'। प्रस्तुत पाठ में हवा और सूरज के माध्यम से यह बताने का प्रयत्न किया गया है कि इस संसार में अधिक बलवान कौन है। अंत में सूर्य की विजय होती है और हवा अपनी हार स्वीकार करती है। मैंने अपने ऑडियो के माध्यम से कहानी को रोचक बनाने का प्रयास किया है ताकि छात्र आनन्द के साथ इस समझे सकें।

Producer	: Bhagwati Soni
Director	: Bhagwati Soni
Scriptwriter	: Bhagwati Soni
Editor	: Bhagwati Soni
Voice Over Artist	: Bhagwati Soni
Running Time	: 01:52

Audio
Foundational Level
Teachers/Teacher Educators



The Grasshopper and The Ant

AFLT1

Once upon a time, while the summer was still blooming, all the animals in the forest were happy as there was no trouble in finding food. There was a lazy Grasshopper, who simply sat and sang with his violin and enjoyed the Summer. He questions the hard working Ants why they are working so hard without enjoying the Summer. After summer was over the hard winter came and everything was covered by white snow. As everything was covered by snow the lazy grasshopper has not eaten anything for many days. He suddenly remembered the hardworking Ants and decided to ask for help. At last the lazy Grasshopper learned a lesson that “We should work hard today to make our future happy”

Producer : N.Rajkumar
Director : N.Rajkumar
Scriptwriter : N.Rajkumar
Editor : N.Rajkumar
Voice Over Artist : N.Rajkumar
Running Time : 07:47

NCERT – Marigold – Grade I–Magic Pot

AFLT2

Children have an innate love of stories. Stories create magic and a sense of wonder at the world. Stories teach us about life, about ourselves and about others. Storytelling is a unique way for students to develop an understanding, respect and appreciation for other cultures, and can promote a positive attitude to people from different lands, races and religions. This audio script is taken from NCERT, CBSE, Class II English book. This is a story about Little girl Tara and the magic porridge pot. This story is in the form of an interactive way and many sound effects have been used to gain student attention.

Producer : R. Porselvi
Director : R. Porselvi
Scriptwriter : Sabarinathan S
Editor : Sabarinathan S
Voice Over Artist : Porselvi R
Running Time : 05:14



AUDIO

The Storm in the Garden

AFLT3

Storm in the garden is a lesson from Class 2, marigold English Textbook. The prose is explained with background music along with evaluation. The audio narrates a story about Sunu sunu visiting his friends, the ants. The audio has an evaluation part which assesses their understanding of the lesson. The end of the audio, the children could achieve the competency of the lesson.

Producer	: K.Senthil
Director	: K.Senthil
Scriptwriter	: K.Senthil
Editor	: K.Senthil
Running Time	: 08:52

गधे के मित्र

AFLT4

हम सभी इंसान हैं और हम सभी को अन्य जीवों के प्रति दयालु और संवेदनशील होना चाहिए, चाहे वह इंसान हों, जानवर हों या पौधे हों। साथ ही हम सभी के जीवन में दोस्त होते हैं और दोस्ती जीवन का एक महत्वपूर्ण पहलू है। हम सभी को जीवन के सभी चरणों में दोस्तों की आवश्यकता होती है और हमें अपने दोस्तों के साथ निस्वार्थ रहना चाहिए। यह ऑडियो कहानी एक गधे के विषय में है जो बहुत आलसी था और वह समय पर नहीं उठ पाता था और इसलिए वह समय से नहीं पहुँचने पर रोज़ मालिक से मार खाता था। इसलिए उसने अपने दोस्तों घोड़े, हाथी, मुर्गा, कुत्ते और कौवे की मदद लेने का फैसला किया। लेकिन उनके सारे प्रयास व्यर्थ गए। तब उसे एक मक्खी से मदद मिली। कहानी के माध्यम से, छात्रों ने विभिन्न जानवरों की आवाज़ों के विषय में सीखा और यह भी सीखा कि हमें दूसरों की मदद करनी चाहिए, भले ही हम उन्हें न जानते हों। यह कहानी फाउंडेशनल स्टेज के छात्रों के लिए है।

Producer	: Shipra Girdhar
Director	: Shipra Girdhar
Scriptwriter	: Shipra Girdhar
Editor	: Shipra Girdhar
Running Time	: 10:19

Audio
Preparatory Level
Government Organisations



AUDIO

'A' Se Arjun and 'Aa' Se Aasha

APLG1

यह कार्यक्रम वर्णमाला के विभिन्न अक्षरों का परिचय देने वाली श्रृंखला 'अक्षर की कहानी' के अंतर्गत निर्मित है। इस कार्यक्रम में एक कहानी के माध्यम से हिंदी वर्णमाला के अक्षर 'अ' तथा 'आ' की ध्वनि से प्रारम्भ होने वाले शब्दों को बताया गया है। कार्यक्रम में बच्चों को प्रोत्साहित किया गया है कि वे स्वयं "अ" और "आ" से प्रारंभ होने वाले शब्द सोचें और बताएँ। यह प्रक्रिया रटने के स्थान पर स्वयं खोजने की विधा को समर्थन देती है। गीत के माध्यम से अक्षर 'अ' और 'आ' पर आधारित कहानी को संगीतमय रूप में दोहराया गया है। बच्चों की सक्रिय भागीदारी का विशेष ध्यान रखने वाले इस कार्यक्रम में सुनकर समझने की कला का विकास करने का प्रयास किया गया है।

Producer	: Vandana Arimardan
Director	: Vandana Arimardan
Scriptwriter	: Vandana Arimardan
Editor	: Vandana Arimardan
Voice Over Artist	: Praveen Sharma
Running Time	: 13:23

'Sa' Se Saanp Ki Sachchai

APLG2

यह कार्यक्रम वर्णमाला के विभिन्न अक्षरों का परिचय देने वाली श्रृंखला 'अक्षर की कहानी' के अंतर्गत निर्मित है। इस कार्यक्रम में एक कहानी के माध्यम से हिंदी वर्णमाला के अक्षर 'स' की ध्वनि से प्रारम्भ होने वाले शब्दों को बताया गया है। कार्यक्रम में बच्चों को प्रोत्साहित किया गया है कि वे स्वयं "स" से प्रारंभ होने वाले शब्द सोचें और बताएँ। यह प्रक्रिया रटने के स्थान पर स्वयं खोजने की विधा को समर्थन देती है। गीत के माध्यम से अक्षर 'स' पर आधारित कहानी को संगीतमय रूप में दोहराया गया है। बच्चों की सक्रिय भागीदारी का विशेष ध्यान रखने वाले इस कार्यक्रम में सुनकर समझने की कला का विकास करने का प्रयास किया गया है।

Producer	: Vandana Arimardan
Director	: Vandana Arimardan
Scriptwriter	: Vandana Arimardan
Editor	: Vandana Arimardan
Voice Over Artist	: Praveen Sharma
Running Time	: 15:06



“Cheitheng” (Impact)

APLG3

Manipur is one of India’s north eastern states. It is a small state comprising scenic landscapes and lush green mountains. It’s capital is Imphal. The corona pandemic started at around Dec 2019 and it is still a feared disease at the time of writing this script i.e. Jan 2021. In Manipur, the disease/pandemic has led to many loss of life and caused fear among people. The drama shows the impact of this pandemic to the students, daily wage workers and to the lives of common people up to a huge extent. Lily and her brother (Apungpa), being from a remote village in the countryside, stays with their Uncle in Imphal for her studies and her brother’s work. The drama showcases the hardships these two siblings endured during the Corona pandemic.

Producer	: Kh. Ashokkumar Singh
Director	: Kh. Ashokkumar
Scriptwriter	: N. Chandrajini
Editor	: Salam Hemojit Meetei
Running Time	: 14:46

पापा खो गए

APLG4

मानवीय संवेदनाओं पर आधारित इस रेडियो ड्रामा के माध्यम से स्कूली पाठ्यक्रम को रोचक बनाने का प्रयास है। माध्यमिक स्तर के विद्यार्थियों को महानगरीय जीवन की विसंगतियों से परिचित कराने की दृष्टि से ये नाटक मानव के आसपास की सभी निर्जीव और सजीव वस्तुओं से संवाद करने की प्रेरणा देता है। ऐतिहासिक और वैज्ञानिक पाठ्यचर्या को रंगमंच आधारित शैक्षिक अधिगम के माध्यम से सुगम बनाया जा सकता है। ये रेडियो नाटक बच्चों में शिक्षा के लिए सभी अभिलाक्षणिक गुणों का विकास करने में सहायक होगा।

Producer	:	Sheikh Akram
Director	:	Sheikh Akram
Scriptwriter	:	NCERT Book Chapter
Editor	:	Sheikh Akram
Running Time	:	18:38

Audio
Preparatory Level
Independent Filmmakers/
Institutions



Hausle ki Udaan

APLI1

This Audio Programme begins with the Narrator's voice. This programme has a 9 year old character, playing Zooni. Who is an orphan? This little girl loves watching a palace which is built up on a hilltop. but unfortunately the guard at the palace does not allow the girl to come near the palace. The owner of the palace seems to be a very caring and loving lady who takes good care of orphans. Little Zooni who is very fond of studying seeing this sawera decides to keep Zooni with her, educate her and make her a doctor. Both Zooni & sawera used to gel up well with each other. In short, both completed & filled the empty place in each other's lives.

Producer : Rizwana Saif
Director : Rizwana Saif
Scriptwriter : Rizwana Saif
Editor : Prem Verma
Voice Over Artist : Aditya, Kanika Ashok Gurnani, Srishti Srivastav
Running Time : 09:46

'Shanu Ki Jeet – Corona Virus Story'

APLI2

The concept of safety, self-protection and alertness as measures of precaution has been promoted with the medium of fiction so as not to get infected of COVID-19. This programme is about a a girl named Shanu who narrates the knowledge of CoronaVirus, its ill-effects and precaution measures in an interesting sequence filled with Do's and Don'ts'. Apart from information, such a story connects students to their life where they can relate situations and activities of daily living. The story rendition follows an enticing voice modulation with simple background music creating a conducive ambience to the storyline.

Producer : Ms. Pawan Guleria and Mr. Sudhanshu Bhatnagar
Director : Mr. Sudhir Bhatnagar
Scriptwriter : Ms. Pawan Guleria
Editor : SARD Team Team
Voice Over Artist : SARD Team Team
Running Time : 06:56



AUDIO

पानी रे पानी

APL13

प्रस्तुत पाठ कक्षा 5 की पाठ्यपुस्तक रिमज़िम से लिया गया है। इस पाठ का नाम है 'पानी रे पानी'। इस पाठ में पानी के महत्व को समझाया गया है कि किस तरह वर्तमान में भूजल का स्तर कम होता जा रहा है और हमें पानी को सहेज कर रखने के लिए क्या क्या उपाय करने चाहिए। इसके बारे में इस पाठ में बहुत ही अच्छी जानकारी दी गई है। मैंने अपने ओडियो के माध्यम से कहानी को रोचक बनाने का प्रयास किया है ताकि छात्र आनन्द के साथ इस समझे सकें।

Producer	: Bhagwati Soni
Director	: Bhagwati Soni
Scriptwriter	: Bhagwati Soni
Editor	: Bhagwati Soni
Voice Over Artist	: Bhagwati Soni
Running Time	: 06:26

Audio
Preparatory Level
Teachers/Teacher Educators



AUDIO

Chuskit Goes to School

APLT1

This programme is about a girl named Chuskit. Chuskit was a ten years old girl. Since birth, Chuskit could not use her legs. All day Chuskit used to sit near the window and watch other children going to school. Chuskit's school was not too far from Chuskit house. But the road to school was uneven and she needed to cross the river to reach school. So Chuskit has not gone to school. Atlast, Chuskit's dream came true.

Producer : N.Rajkumar
Director : N.Rajkumar
Scriptwriter : N.Rajkumar
Editor : N.Rajkumar
Voice Over Artist : A.Suganthi
Running Time : 06:26

Flying Together – Prose

APLT2

This is a story about a flock of wild geese which lives happily at the top of the tree, among the flock one bird was a wise old bird. One day that wise old bird noticed a creeper at the foot of the tree and conveyed this to its flock. But the young birds didn't respond to it and left that issue as it is. At the end children began to work as a team, collaborate more with peers, respect the elders and did work on time.

Producer : Karthikeyan K
Director : Karthikeyan K
Scriptwriter : Karthikeyan K
Editor : Karthikeyan K
Voice Over Artist : Jayadevi K
Running Time : 07:42



Healthy Eating Habits

APLT3

This audio explains the healthy eating habits conversation between mom and daughter.

Producer	: M. Isai Amudhu
Director	: M. Isai Amudhu
Scriptwriter	: M. Isai Amudhu
Cameraperson	: M. Isai Amudhu
Set Designer	: M. Isai Amudhu
Editor	: M. Isai Amudhu
Voice Over Artist	: M. Isai Amudhu and Kaarunya E
Running Time	: 02:09

Neha's Alarm Clock

APLT4

In this story a girl called Neha who always loves to sleep longer in the morning. One day when she was sleeping, the alarm clock rang at 06.00 AM. She covered her face with a pillow and started to sleep. Suddenly the alarm clock falls down. The next day there is no alarm clock but the small birds make chirping sounds on the window sill. Neha couldn't sleep so she asked the birds to go away. At the end of this story children learn the importance of time, and appreciate the beauty of nature.

Producer	: Karthikeyan K
Director	: Saranya P
Scriptwriter	: Saranya P
Editor	: Karthikeyan K
Voice Over Artist	: Karthikeyan
Running Time	: 09:10



AUDIO

Mission Mars – An Awareness Story for Kids

APLT5

This audio content is created for primary school children to know the importance of saving the environment for future generations. The story is created by class IV students of Government Primary school, Kalitheerthalkuppam, Madagadipet, Puducherry. The imaginary story is about a little fish Tinu searching for a place to live, seeking help from a PLV rocket & its satellite Mangal who were getting ready for their mission to Mars. The satellite questions Tinu why he is searching for a new place other than Earth to live. Tinu expressed his grievance that humans polluted all water bodies, made Earth to suffer from Global warming, and had no rainfall. The satellite understood Tinu's problem and asked him to convey this problem to all humans. The story creates interest among children to protect nature.

Producer : Indra Priyadharshini
Director : Visalini
Scriptwriter : Ashwitha
Editor : Indra Priyadharshini
Voice Over Artist : Visalini, Ashwitha, Shashmitha
Running Time : 05:11

Curiosity towards Books – Stories of Tenali Raman

APLT6

This story book contains fifty stories that took place in the life of Tenali Rama in which I have told you only the first two stories. I hope you like these stories. So read the rest of the stories in this book. I have posted the details of this book in the episode description.

Producer : R. Porselvi
Director : R. Porselvi
Scriptwriter : Sabarinathan S
Set Designer : Sabarinathan Sabarinathan
Editor : Sabarinathan S
Voice Over Artist : Porselvi R
Running Time : 06:36



The Little Fir Tree

APLT7

The little fir tree is a lesson taken from class 4 Marigold English textbook. The prose is explained with attractive background music through audio along with evaluation. This audio narrates a story shetty the magician named Shetty was returning home when it began to rain heavily. He saw a fir tree nearby and took shelter under it. The rain stopped after some time. Shetty the magician was happy that he did not get wet in the rain. He was a magician so he gave the fir tree 4 wishes. This audio lesson narrates a story to the students and makes the children always be happy with what they have. This audio has an evaluation part which accesses their understanding of the lesson. At the end of audio the children could achieve the competency of the lesson.

Producer	: Senthil.K
Director	: Senthil.K
Scriptwriter	: Senthil.K
Editor	: Senthil.K
Voice Over Artist	: Senthil.K
Running Time	: 07:47

Nina and The Baby Sparrow

APLT8

Nina and the baby sparrows is a lesson taken from the class 3 marigold English textbook. The prose is explained with attractive background music through audio along with evaluation. This audio narrates a story.

Producer	: Senthil.K
Director	: Senthil K
Scriptwriter	: Senthil.K
Editor	: Senthil.K
Voice Over Artist	: Senthil.K
Running Time	: 11:58



डॉल्फिन

APLT9

सामान्य तौर पर, हर जानवर इंसानों से बचने की कोशिश करता है। मछली को मानव को सूंघते ही गहरे पानी में जाने के लिए जाना जाता है। लेकिन मछली की तरह ही यह एक समुद्री जीव है। जो इंसान से नहीं डरता और भागने की कोशिश नहीं करता। वह डॉल्फिन है। डॉल्फिन एक स्तनधारी है। यह छह से बारह फीट लंबा है और इसका वजन 150 से 650 किलोग्राम है। इसकी पीठ ग्रे, ग्रे-ग्रीन और ब्लैक है, जबकि इसका पेट सफेद या हल्का गुलाबी है। यह तीस मील प्रति घंटे की गति से यात्रा करता है। कभी-कभी इसकी गति चालीस से साठ मील प्रति घंटे तक पहुँच जाती है। डॉल्फिन के शरीर पर बाल नहीं होते हैं। उसकी त्वचा तैलीय है। जबड़ा बड़ा होता है और सामने की चोंच जैसा थूथन तीन इंच लंबा होता है। डॉल्फिन अपने सिर के एक छिद्र से सांस लेने का सपना देखती है। उसकी आँखें उसके सिर के दोनों तरफ पाई जाती हैं। डॉल्फिन की आँखें बहुत तेज होती हैं। आँखों के पीछे बाहरी कान में दरारें हैं। डॉल्फिन के दांत भोजन को चबा नहीं सकते। वे उसकी रक्षा करने में मदद करते हैं और शिकार को पकड़ते हैं और पानी में ध्वनि तरंगों को उसके आंतरिक कान तक पहुंचाते हैं। इस प्रकार डॉल्फिन किसी वस्तु के सटीक स्थान का पता लगा लेती है। यह छूने में बहुत तेज़ है लेकिन इसमें बहुत कम गंध है। यह मछली, झींगे और अन्य जलीय जीवन पर फ़ीड करता है। डॉल्फिन एक बहुत ही बुद्धिमान जानवर है। इसका मस्तिष्क मानव मस्तिष्क से बड़ा है।

Producer	: Sameer Rabbani Kazi Sayyed
Director	: Sameer Rabbani Kazi Sayyed
Scriptwriter	: Standard 5th Book
Editor	: Sameer Rabbani Kazi Sayyed
Running Time	: 02:39

Audio
Middle Level
Government Organisations



AUDIO

Hasrat Mohani

AMLG1

This program is based on a chapter from the Urdu textbook- 'Apni Zaban' of Class - VII. This program is meant to develop Urdu vocabulary through some inspiring incidents from the life of an eminent personality, freedom fighter and the poet "Hasrat Mohani". He was the person of simple living and high thinking. Lived in poverty but with honesty. This program is a small sketch of his inspirational life. This audio program is meant with a purpose to introduce young listeners about the rich Urdu literature and to develop Urdu Vocabulary.

Producer : Vandana Arimardan
Director : Vandana Arimardan
Scriptwriter : Text Book Chapter
Editor : Vandana Arimardan
Voice Over Artist : Parvez Gauhar
Running Time : 15:33

Ji Aaya Sahab

AMLG2

This program, which is based on a chapter of Urdu Textbook 'Apni Zaban' for Class- VIII, is produced under the series 'Urdu Afsana'. The program is meant with the purpose to expose the toil, agony and pain of a child who is forced to be a labor. The story inspires listeners to develop awareness against this serious issue of child labor. The story "Ji Aaya Sahab" written by Saaddat Hasan Manto, is turned into Audio Program also with a purpose to introduce young listeners about the rich Urdu literature and to develop Urdu Vocabulary.

Producer : Vandana Arimardan
Director : Vandana Arimardan
Scriptwriter : Saadat Hasan Manto
Editor : Vandana Arimardan
Voice Over Artist : Parvez Gauhar
Running Time : 18:07



Kalinga Jema - (Princess of Kalinga)

AMLG3

The Kalinga War, one of the deadliest battles in Indian history was fought in ancient India between the Mauryan Empire under Ashoka and the state of Kalinga. The bloodshed of this war that cost nearly 300,000 lives, prompted Ashoka to adopt Buddhism. It was being said that there were primarily two reasons behind the War. First, Chandragupta Maurya's failure to conquer the Kalinga. Second, the refusal of Ashoka's marriage proposal by the Kalinga Princess. Thus, the one-act play 'Kalinga Jema' (Kalinga Princess) focuses on the Mughal emperor Ashoka's arrogance to conquer Kalinga, the loss of life and property caused due to the Kalinga War and Ashoka's transformation from Chandashoka to Dharmashoka.

Producer	: Subransu Sekhar Pattnaik
Director	: Subransu Sekhar Pattnaik
Scriptwriter	: Kali Charan Pattanaik
Editor	: Subransu Sekhar Pattnaik
Voice Over Artist	: Binayak, Banabihari, Manash, Arnada, Felu, Manaswini
Running Time	: 15:21

మమరం - (Affection to Words, Language and Culture)

AMLG4

Ramu and Sita talk about the greatness of the Telugu language. How can a son-in-law be honoured in mother-in-law's house? As the greatness of Telugu culture is not found in any other country's culture. Telugu language is the greatest of all languages. Nice expressions and nice calls can enhance kinship and keep them together. How sweet it would be if the kids called them pinni, babai, atha and mamayya. No matter how educated the people in English is, they are very happy to be greeted in Telugu, to eat Telugu food and to follow Telugu culture.

Producer	: Dr. B Pratap Reddy
Director	: T.S. Malleswari
Scriptwriter	: P Saranga Pani
Editor	: L. Sreekanth
Animation	: G. Kiran Kumar
Voice Over Artist	: Sandhya Naidu
Running Time	: 14:46



AUDIO

Nongin Gi Khongul Liba - (A Quest for Hume's Pheasant)

AMLG5

Hume's Pheasant of Manipur is one of the most beautiful birds in the world. It has a combination of mesmerizingly colorful feathers. It is mainly found in Jiribam and Ukhrul's Siroy ranges of Manipur. It is believed that the Hume's Pheasant can help in predicting the weather conditions also. Due to poaching and hunting, this bird has dramatically reduced in number. The musical drama aims to show a need for its conservation and also fear of its extinction in near future. The drama is based on the findings of a British officer, Sir A O Hume who first discovered the bird in 1881.

Producer	: Kh. Ashok Kumar Singh
Director	: Kh. Ashok Kumar Singh
Scriptwriter	: Dr. Khangenbam Shamungou
Editor	: Salam Hemojit Meetei
Running Time	: 14:28

शहीद झलकारीबाई

AMLG6

माध्यमिक स्तर के विद्यार्थियों के लिए भाषा शिक्षा के अन्तर्गत एकांकी झलकारीबाई से प्रेरित यह रेडियो नाट्य-रूपांतरण गुमनाम क्रांतिकारियों के बलिदान से बच्चों को परिचित कराने का प्रयास है। ऐतिहासिक और वैज्ञानिक पाठ्यचर्या को रंगमंच आधारित शैक्षिक अधिगम के माध्यम से सुगम बनाया जा सकता है, से रेडियो नाटक बच्चों में शिक्षा के लिए सभी अभिलाक्षणिक गुणों का विकास करने में सहायक होगा।

Producer	: Sheikh Akram
Director	: Sheikh Akram
Scriptwriter	: NCERT Book Chapter
Editor	: Sheikh Akram
Running Time	: 07:47

Audio
Middle Level
Independent Filmmakers/
Institutions



AUDIO

स्वस्थ जीवन

AML11

इन दिनों बच्चों को पाठ्यक्रम की शिक्षा के साथ-साथ स्वास्थ्य, परिवार व सामाजिक परिवेश की स्थितियों, समस्याओं और उनके समाधान के प्रति जागरूक करने की भी आवश्यकता महसूस की जा रही है ताकि वे एक श्रेष्ठ मनुष्य और उत्तम नागरिक बन सकें। एनसीईआरटी द्वारा भी इस ओर अनेक प्रयत्न किये जा रहे हैं, नयी शिक्षा नीति में भी इस बात पर अत्यधिक बल दिया गया है। इनमें स्वस्थ जीवनचर्या, परिवार में विविध रिश्तों में मध्य परस्पर व्यवहार और स्नेह, लैंगिक असमानता की समझ, सामाजिक कुरितियों की समझ और समाधान, जीवन मूल्य और सामाजिक कर्तव्य तथा लड़के व लड़कियों में समानता का व्यवहार करते हुए लड़कियों को भी उन्नत जीवन के समान अवसर देने जैसे कई विषय हो सकते हैं। बच्चों को अपने स्वास्थ्य के प्रीति सावचेत करते हुए उचित खान-पान और नियमित स्वस्थ दिनचर्या को अपनाने के लिए प्रेरित करने के ध्येय से (For Promotion of Healthy Lifestyle) इस ऑडियो प्रोग्राम 'स्वस्थ जीवन' का निर्माण किया गया है। इस ऑडियो प्रोग्राम में एक परिवार के कुछ दृश्य हैं। यथावश्यक संगीत व ऑडियो इफैक्ट का प्रयोग भी इसे रोचक बनाता है।

Producer : Umesh Kumar Chaurasia
Director : Umesh Kumar Chaurasia
Scriptwriter : Umesh Kumar Chaurasia
Editor : RJ Ajay Verma
Running Time : 07:54

Sanskar

AML12

This programme titled "Sanskar" is about the values and learning which they get from their home and through their parents.

Producer : Dinesh Sharma
Director : Dinesh Sharma
Scriptwriter : Dinesh Sharma
Editor : Puneet Meerwal
Running Time : 06:15



Confusion

AML13

मोबाइल फोन के सदुपयोग और दुरुपयोग के बीच अंतर कराता, माध्यमिक स्तर के बच्चों के लिए लघु रेडियो नाटिका कम्प्यूजन बड़े ही सहज स्वभाव के पिता और पुत्र की बातचीत के कुछ अंश।

Producer	: Mohd Arshan Khan
Director	: Sheikh Akram
Scriptwriter	: Mohd Arshan Khan
Editor	: Sheikh Akram
Running Time	: 04:05

Audio
Middle Level
Teachers/Teacher Educators



A Pact with the Sun

AMLT1

Saeeda's mother had been ailing for a long time and had not received proper medical treatment for her complaints. She is denied healthy food, sunshine and fresh air. At last, she consults a good physician who gives her effective medicine and sound advice to sit in the sun every morning from eight to nine. The sky remains overcast with clouds for a few days. Saeeda makes a special request to the sunrays to help her mother get well. The sunrays keep their word, come down in large numbers and give new life to Saeeda's mother.

Producer : N.Rajkumar
Director : N.Rajkumar
Scriptwriter : N.Rajkumar
Editor : N.Rajkumar
Voice Over Artist : A.Suganthi
Running Time : 09:47

Digestive System

AMLT2

This video is about digestive system of our body and know about how it works. Students will be able to understand the process of the digestive system and along with this to realize the bad effects of fast foods to lead a healthy life. They come to know how to protect our digestive system.

Producer : N. Kalpana
Director : N. Kalpana
Scriptwriter : N. Kalpana
Editor : N. Kalpana
Voice Over Artist : A. Sabari
Running Time : 04:54



AUDIO

Bali Beach

AMLT3

In this lesson, the author has given a beautiful description of Bali Island in Indonesia and the natural creation there, written by P. L. Deshpande. Indonesia is a small coastal country. Words and exercise are given at the end of the lesson. Students will definitely love this educational video. The lesson is taught by teacher Suchita Araj.

Producer	: Ajita Patil
Director	: Ajay Limbaji Patil
Scriptwriter	: Ajay Patil
Editor	: Ajay Limbaji Patil
Voice Over Artist	: Suchita Araj
Running Time	: 16:16

Chausar ka Khel vs Draupadi ki Vyatha

AMLT4

This audio is based on the lesson 'Chausar ka khel v Draupadi ki vyatha' from class Book of Class 7 'Bal Mahabharata Katha' published by the Department of Elementary Education, Government of Haryana. This audio is based on the Role play method and voices of different people have been recorded for the same. Rather than reading, listening to a story creates more magic and a long lasting impact on the mind of the learner.

Producer	: Dr Pargat Singh Jathol
Director	: Prarambh State Institute of Advanced Studies In Teacher Education Jhajjar Haryana
Scriptwriter	: Bal Mahabharat Book of Class VII Haryana Maulik Shiksha Vibhag
Editor	: Dr Pargat Singh Jathol
Voice Over Artist	: Chetna Jathol, Dr Pargat Singh Jathol, Khamendra, Debasish, Jasskirat Bajwa
Running Time	: 11:15



My Street Clean Street

AMLT5

This audio drama starts with common discussion happening in the road between friends and the discussion elevates the speakers into performers and finally they become silent change makers. This audio speaks about environmental issues where we and our neighbours are part of it. Cleanliness of the street is not only by the hands of the Government; it is in the hands of every responsible citizen of our nation. Like the saying 'Mighty drops make the Ocean', each and every small good turn done on the street makes our street tidy. It in turn reflects a positive impact on the village, state and finally on the nation. Practicing morality in life is a way of living, practicing and preaching morality to society is a divine way of living. That was the main objective of this audio drama. In this 9.33 minutes play, emphasis was given on, Dignity of labor: Respecting individuals irrespective of nature of work and treating everyone as human with same pride.

Producer	: S. Rajkumar
Director	: S. Rajkumar
Scriptwriter	: S. Rajkumar
Editor	: S. Rajkumar
Voice Over Artist	: Pavitra, Selvamuthukumaran, Rajkumar
Running Time	: 09:33

Good Touch and Bad Touch

AMLT6

This audio explains about the good touch and bad touch, A conversation between two persons.

Producer	: Eswaran K
Director	: Eswaran K
Scriptwriter	: Eswaran K
Cameraperson	: Eswaran K
Set Designer	: Eswaran K
Editor	: Eswaran K
Animation	: Eswaran K
Voice Over Artist	: M. Isai Amudhu and Kaarunya E
Running Time	: 02:20



AUDIO

मिठाई वाला

AMLT7

प्रस्तुत कहानी कक्षा 7 की पाठ्यपुस्तक बसंत से ली गई है। इस कहानी का नाम है 'मिठाई वाला'। इस कहानी में यह बताया गया है कि किसी के अभाव में व्यक्ति की हालत क्या हो जाती है और उस अभाव की पूर्ति के लिए वह क्या कार्य करता है। जैसे कि मिठाई वाले के बच्चे अकाल मृत्यु को प्राप्त हो गए थे और उन बच्चों के गम को भुलाने के लिए वह दूसरे बच्चों को बहुत कम कीमत पर खिलौने कभी मिठाई कभी मुरली बेचता है और इसी से वह सुकून प्राप्त करता है। उन बच्चों की हंसी में वह अपने बच्चों की खिलखिलाहट सुनता है। मैंने अपने ओडियो के माध्यम से कहानी को रोचक बनाने का प्रयास किया है ताकि छात्र आनन्द के साथ इस समझे सकें।

Producer : Bhagwati Soni
Director : Bhagwati Soni
Scriptwriter : Bhagwati Soni
Editor : Bhagwati Soni
Voice Over Artist : Bhagwati Soni
Running Time : 15:14

Term 3 VIII Standard English Poem Special Hero

AMLT8

This program is a poem in which teachers motivate the students by asking questions. In this poem a boy says his father is a hero not an ordinary hero or a special hero.

Producer : T.Revathi
Director : T.Revathi
Scriptwriter : T.Revathi
Cameraperson : T.Revathi
Set Designer : T.Revathi
Editor : T.Revathi
Voice Over Artist : T.Revathi
Running Time : 06:09



Kannada Language

AMLT9

This entry is about the Kannada Language as a third language in Navodaya Vidyalaya

Producer	:	Mahantesh kodolli
Scriptwriter	:	Mahantesh kodolli
Editor	:	Mahantesh kodolli
Voice Over Artist	:	Mahantesh kodolli
Voice Anchor	:	Mahantesh kodolli
Running Time	:	04:01

Baaj aur Saanp

AMLT10

निर्मल वर्मा की लिखी कहानी बाज और सांप, कक्षा 8 के हिंदी विषय में पढ़ाई जाती है। इस कहानी में हमें जो समझ और संदेश मिलता है वह प्रशंसनीय है। सांप के जीवन की कूप-मंडूक हालत और बाज का आसमान में उड़कर अपने जीवन को सबल बनाये रखना, एक अच्छा संदेश देता है। इस ऑडियो पाठन में कहानी के लहरों द्वारा गाया गया गीत ही जीवन संदेश बताया गया है।

Producer	:	Parveen Kumar
Director	:	Parveen Kumar
Scriptwriter	:	Nirmal Verma
Editor	:	Parveen Kumar
Voice Over Artist	:	Parveen Kumar
Voice Anchor	:	Parveen Kumar
Running Time	:	10:52

Audio
Secondary Level
Government Organisations



Swavritt Lekhan

ASLG1

This programme is based on how to write a Biodata. Through this programme children may know every important detail about what all has to be included in a biodata and children will understand how they can apply for a job and get success. This program is taken from the textbook “Abhivyakti Aur Madhyam”, the textbook of class 11 & 12. The book deals with different forms of communication skills. The program portrays how a Biodata is created, in a very interesting manner with a specific point of view.

Producer : Vimlesh Chaudhary
Director : Vimlesh Chaudhary
Scriptwriter : NCERT Textbook
Editor : Vimlesh Chaudhary
Voice Over Artist : Babla Kochhar and Rakshit Thapliyal
Running Time : 15:17

Zen Ki Den (Jhen Ki Den)

ASLG2

This programme is based on a chapter of Hindi textbook Sparsh. This Programme talks about “Zen” Philosophy Cherished in Japan. This philosophy emerged from Buddhism. A Disciple of Gautam Buddha carried this philosophy to Japan which is now very famous and popular among Japanese. This is a philosophy to gain mental peace over tension and aggression.

Producer : Vimlesh Chaudhary
Director : Vimlesh Chaudhary
Scriptwriter : NCERT Textbook
Editor : Vimlesh Chaudhary
Voice Over Artist : Babla Kochhar and Rakshit Thapliyal
Running Time : 08:43



AUDIO

“Ama Panchayat” (Our Panchayat)

ASLG3

The one-act play ‘Panchayat’ throws light on the lack of unity, brotherhood, peace, understanding, bonhomie and cooperation among the family members today and how with some sacrifice and compromise, all the family disputes can be sorted out without taking the help of any external body or outsiders.

Producer	: Subransu Sekhar Pattnaik
Director	: Subransu Sekhar Pattnaik
Scriptwriter	: Gopal Chhottray
Editor	: Subransu Sekhar Pattnaik
Voice Over Artist	: Banabihari, Subhransu, Manash, Arnada, Mamata, Manaswini, Manasi
Running Time	: 15:12

“Udarmana” (Generous Mind)

ASLG4

The one-act play ‘Udara Mana’ (A Generous Mind) chronicles an engaging conversation between an elderly couple and their househelp. While the househelp Rami has been working at the elderly couple’s place since childhood, the couple face a dilemma when Rami’s mother demands Rami to return back to the village. Though the couple agrees to part ways with Rami, the househelp sternly refuses to return back. In the end, the elderly husband displays great character and decides to donate a portion of his house for the orphanage. The play also focuses on the importance of generosity and kindness in one’s life and how it helps to spread love, compassion and affection among humanity as well as the need to inculcate love and respect for the nation among the youngsters.

Producer	: Subransu Sekhar Pattnaik
Director	: Subransu Sekhar Pattnaik
Scriptwriter	: Bhanjkishore Pattnaik
Editor	: Subransu Sekhar Pattnaik
Voice Over Artist	: Binayak, Sekhar Pattnaik, Mamata
Running Time	: 15:42



It's Me Savitri Bai (Nenu Savitri Bai)

ASLG5

"We call upon our sisters around the world to be brave- to embrace the strength within themselves, and realize their full potential" – Malala Yousafzai
"To educate girls is to reduce poverty"- Kofi Annan Empowering women is essential to the health and social development of families, communities and countries. When women are living safe, fulfilled and productive lives, they can reach their full potential...Empowering girls is the key to economic growth, political stability and social transformation.

Producer : Dr. B. Pratap Reddy
Director : T.S. Malleswari
Scriptwriter : T.S. Malleswari
Editor : L. Sree Kanth
Animation : G. Kiran Kumar
Voice Over Artist : Sandhya Naidu
Running Time : 16:10

"Mai Pakpagi Lanphamda Parikhya"

(Examination – A Battle Ground)

ASLG6

Nowadays, students along with their parents believe that one cannot do well in studies without extra tuition classes. This drama is trying to show that one can excel in studies only by listening carefully and understanding what teachers teach in classrooms. If there is a problem with any of the subjects then one can always take tuition classes for the particular subject. If a student is going to school and also continuously taking tuition classes without getting any time to read by himself/herself, there will be no progress in his/her studies. In this drama, the parents are trying to counsel their daughter that it requires a proper routine of eating, sleeping and reading to stay healthy and excel in all examinations.

Producer : Kh. Ashok Kumar Singh
Director : Kh. Ashok Kumar
Scriptwriter : Ph. Brajamuhini Devi
Editor : Salam Hemojit Meetei
Running Time : 14:42



AUDIO

साँप हमारे मित्र - (Saap Humare Mitra)

ASLG7

यह रेडियो नाटक प्राथमिक कक्षा के विद्यार्थियों के लिए तैयार किया गया है। इस रेडियो नाटक के द्वारा जंगलों में हो रहे मानवीय अतिक्रमण के कारण जंतुओं पर पड़ रहे विपरीत प्रभाव को दर्शाया गया है साथ ही साँपों के जुड़ी भ्रांतियों के विषय में मनोरंजक तरीके से कहानी को जोड़ा गया है। कहानी में साँप चूहों को खाकर इंसानों की मदद करने की कोशिश करता है पर इंसान इन्हें ही मार देते हैं। साँप इसे एक गंभीर समस्या बता कर आपस में चर्चा करते हुए अपनी प्रजातियों की विशेषताओं, उपयोगिता और इंसानों में उनके प्रति फैली भ्रांतियों के कारण हो रही परेशानियों को व्यक्त करते हैं। अंत में इंसानों और साँपों के बीच हो रही इस खींचतान को खत्म करने का तरीका भी बताते हैं। हमारा उद्देश्य यह बताना है कि साँप आहार श्रृंखला एवं पारिस्थितिकी तंत्र के महत्वपूर्ण अंग हैं। इस नाटक के द्वारा बच्चों में पर्यावरण एवं जीव जंतुओं के प्रति संवेदनशीलता एवं सकारात्मक सोच विकसित कर यह संदेश दिया गया है कि साँप इंसान के शत्रु नहीं अपितु मित्र हैं।

Producer : RIE Bhopal
Director : Mayank Sharma / Jose J.
Scriptwriter : NCERT Book Chapter
Editor : Vinay Goswami
Running Time : 20:11

Ye Jung Hai Jung-E-Azaadi - (This is War - War of Independence)

ASLG8

This program shows the struggle and sacrifice of great Indian freedom fighters which is meant for improving love towards nation and as well as to show the strength of unity through children's love towards Nation will be increased, children will realise the strength of unity and practice it in their daily life. A teacher is narrating the story in the form of a drama to the students about the freedom fighters, in which the narrator has explained the scene and then characters have delivered their dialogues as per the situation.

Producer : A. Krishna Rao
Director : G. Girinandhan Reddy
Scriptwriter : Syed Jawed Mohiuddin
Editor : Anand Singh
Running Time : 21:10

Audio
Secondary Level
Independent Filmmakers/
Institutions



AUDIO

Subah ka Bhoola

ASLI1

Subah ka Bhoola audio programme is based on 'Village Lifestyle' This programme is a source of inspiration to the students and the community. The teacher plays a major role in convincing the parents of the children to send them to school. In the end we see that due to the day to day situations being faced by the family, the parents understand the importance of education & decide to send both their girls to school.

Producer	: Rizwana Saif
Director	: Rizwana Saif
Scriptwriter	: Rizwana Saif
Editor	: Prem Verma
Voice Over Artist	: Anupama Sharad, Aditya, Farha Saeed
Running Time	: 10:27

Introduction to Chem-Mystery: The stories of scientists and their discoveries.

ASLI2

This is an attempt to integrate the art of story-telling into science learning thereby adding the much needed "A (Art)" to convert STEM education into STEAM education. The podcast series is titled Chem-mystery and has been live on Soundcloud platform since April 2020 with 9 episodes so far. As the title suggests, this podcast series is largely targeted towards enriching the process of learning Chemistry. The targeted audience is secondary and senior secondary students but could also be used by the general public. Story-telling also improves cognition, increases immersivity, enhances imagination and helps focus attention thereby offering sensory learning for children with special needs (CWSN).

Producer	: Ajita Deshmukh
Director	: Ajita Deshmukh
Scriptwriter	: Ajita Deshmukh
Set Designer	: Ajita Deshmukh
Editor	: Deepak Poojary
Voice Over Artist	: Ajita Deshmukh
Running Time	: 22:34



Remembering Great Indian Scientist – Dr. Pancham Mashewari

ASLI3

The programme is about the great Indian Scientist Dr. Pancham Maheshwari. Dr. Panchanan Maheshwari was an eminent botanist specialising in plant embryology, morphology, anatomy, plant physiology and biochemistry. He was honoured with a fellowship of Royal Society of London (FRS), Indian National Science Academy and several other institutions of excellence. The Indian Botanical Society honoured him with the Birbal Sahni Medal in 1958. He encouraged general education and made a significant contribution to school education by his leadership in bringing out the very first textbooks of Biology for Higher Secondary Schools published by NCERT in 1964. The programme is in Audio storytelling programme. Available in MP3 file format, can be listen with any audio player like VLC etc.

Producer	: Dr. Yash Paul Sharma
Director	: Dr. Yash Paul Sharma
Scriptwriter	: Dr. Yash Paul Sharma
Editor	: Dr. Yash Paul Sharma
Running Time	: 06:00

बड़े भाई साहब प्रेमचंद – (Bade Bhai Saheb – Premchand)

ASLI4

प्रेमचंद की कहानी बड़े भाई साहब, शिक्षा और शिक्षण पर जो चोट करती है, वह जितनी सहज लगती है उतनी ही सटीक और सबल भी है। जो सुधार हमारे तंत्र में आज़ादी से पहले आने चाहिए थे उनकी दरकार आज भी है। इस कहानी में जितना व्यंग्य है उतनी ही गंभीरता भी।

Producer	: Parveen Kumar
Director	: Parveen Kumar
Scriptwriter	: Premchand
Editor	: Parveen Kumar
Voice Over Artist	: Parveen Kumar
Running Time	: 26:45

Audio
Secondary Level
Teachers/Teacher Educators



मैं भोलाराम का जीव बोल रहा हूँ ... (परसाई जी की रचनाओं का गद्य निरूपण)

ASLT1

हरिशंकर परसाई जी हिन्दी साहित्य जगत के महान व्यंग्यकारों में से एक थे। उनके अनुसार अनुभव के बिना सच्चा और वास्तविक साहित्य नहीं लिखा जा सकता। जीवन भर वे वंचितों के अधिकारों के लिए लड़ते रहे और समाज में सुधार लाने का भरसक प्रयास जारी रखा। इसलिए उन्हें हिन्दी व्यंग्य साहित्य के कबीर कहा जाता है। परसाई ने व्यंग्य कभी हंसी मजाक करने के लिए नहीं लिखा। उन्होंने बहुत आसान सीधे सपाट-भाषा में व्यंग्य की अभिव्यक्ति कर के उत्कृष्ट व्यंग्य लेखक की कुशलता का परिचय दिया है। अतः माध्यमिक व उच्च माध्यमिक विद्यार्थियों के लिए ये गद्य निरूपण उनके मानसिक दक्षता के आधार पर किया गया है।

Producer : Pratap Kumar Sahu
Director : Dillip Kumar Badatya
Scriptwriter : Dillip Kumar Badatya.
Editor : Dillip Kumar Badatya
Voice Over Artist : Prabhu Chandan Parida.
Running Time : 11:28

Narveer Umaji Raje Naik

ASLT2

This audio is produced based on story of Narveer Umaji Raje Naik. There have been many historical events in the history of India, some of which have been recorded, some of which have gone unnoticed. Even before the uprising of 1857, there were many uprisings. The first such uprising made the British run away for 14 years in a row and became the first revolutionary hero of Maharashtra.

Producer : Ajita Patil
Director : Ajay Limbaji Patil
Scriptwriter : Ajay Limbaji Patil
Editor : Ajay Limbaji Patil
Voice Over Artist : Manisha Gamane, Rajendra Patil, Ganesh Bhalerao, Karan Singh
Rajput, Vidya Baladkar, Anita Salve and Ajay Limbaji Patil
Voice Anchor : Ajay Limbaji Patil
Running Time : 24:31



AUDIO

Coronavirus: A Bane or Boon for the Environment?

ASLT3

COVID-19 crisis has brought the entire world to a standstill. The pace at which technological development was taking place globally. This skit is all about Coronavirus, which is a boon or bane for the environment. We can find a lot of interesting aspects in this skit and students learn many things about how to protect the environment after listening to the audio of the skit.

Producer	: Dr. Ravi Kumar Kola
Director	: Dr. Ravi Kumar Kola
Scriptwriter	: Dr. Ravi Kumar Kola
Cameraperson	: Dr. Ravi Kumar Kola
Editor	: Dr. Ravi Kumar Kola
Animation	: Dr. Ravi Kumar Kola
Voice Over Artist	: Sujatha, Chandramouli
Running Time	: 25:33

दाग अच्छे हैं

ASLT4

आज भी महिलाओं को इस विषय में बात करने से रोका जाता है और इसे धरम से जोड़कर उन्हें किसी हद तक अछूत बना दिया जाता है। मासिक धर्म जैविक परिपक्वता की एक सामान्य और प्राकृतिक प्रक्रिया है। लड़कियों व महिलाओं के स्वास्थ्य के लिए सुरक्षित माहवारी अति आवश्यक है। परन्तु हमारे समाज में मासिक धर्म स्वच्छता जैसे विषय पर खुलकर बात करना वर्जित है। महिलाएं स्वयं इसे taboo मानती है और इस विषय पर सार्वजनिक रूप से बात करने में संकोच करती है। जिस प्रक्रिया के बारे में खुलकर बात नहीं की जा सकती फिर उसका प्रबंधन भी छुप-छुप कर किया जाता है। जिससे प्रजनन तंत्र संक्रमित हो जाता है। संक्रमण से खुजली, कमर दर्द, पेट दर्द, जननांग सम्बन्धी विकार, सर्वाइकल कैंसर भी हो सकता है, यही संक्रमण बांझपन का भी कारण हो सकता है। यह ऑडियो पॉडकास्ट उन लड़कियों को शिक्षा देने हेतु बनाया गया है जो इस बारे में बात करने से भी झिझकती हैं

Producer	: Chandni Agarwal
Director	: Chandni Agarwal
Scriptwriter	: Kajal Dhir
Editor	: Kajal Dhir
Running Time	: 02:30



Electron to Ion: A Journey

ASLT5

The audio production is based on the atomic structure and the process of an ion forming. For the video, for learning purposes, I have turned the process into a small story for children to remember. It is like the journey of an electron that is why it is named "Story of An Electron." To understand Science can be sometimes a difficult task with all the terminology and processes but we have to remember that Science is everywhere and that it is outside the books so we should take real life examples to make it easier to understand. That is what I have tried to do with this audio too.

Producer	: Sonia Shray
Director	: Sonia Shray
Scriptwriter	: Sonia Shray
Editor	: Soumya
Graphics	: One Image of Topic
Running Time	: 06:17

विज्ञान में तू-तू, मैं-मैं

ASLT6

यह ऑडियो नाटक कक्षा 9 (माध्यमिक स्तर) की विज्ञान की पाठ्यपुस्तक के प्रथम अध्याय हमारे आस-पास के पदार्थ पर आधारित है। इस ऑडियो नाटक में पदार्थ की अवस्थाओं-ठोस, द्रव एवं गैस के विषय में चर्चा की गई है। इसके साथ-साथ इस नाटक में विद्यार्थियों हेतु पदार्थ की विभिन्न अवस्थाओं की उनके गुणों के आधार पर सरल, रोचक व मनोरंजक तरीके से व्याख्या की गई है। यह ऑडियो नाटक पदार्थ की अवस्थाओं को सजीव बालरूप में प्रस्तुत करता है एवं संवाद, वैज्ञानिक शब्दावली एवं परिभाषाओं को मूर्त रूप प्रदान करते हैं।

Producer	: Dr. Saurabh Kumar
Director	: Dr. Saurabh Kumar
Scriptwriter	: Dr. Saurabh Kumar
Editor	: Dr. Saurabh Kumar
Animation	: Dr. Vishwas
Running Time	: 06:03

New Media & ICT
Foundational Level
Govenment Organisations



Mallika Goes To School

IFLG1

This programme is aimed at the Kids of foundation level with the age group of 3 to 8 years to teach English Alphabets from A to Z both upper and lower case letters in self learning mode. In this session users will be prompted by Owl characters to arrange alphabets in natural/sequential order from A to Z by drag and drop onto the slate. Eyes of the Owl will closely watch the user movements and permits only to arrange in correct order or else revert back. On dropping of each letter kids can hear the corresponding sound to memorize it.

Producer	: Dr. B.Pratap Reddy
Director	: P. Sudhakar Babu
Scriptwriter	: P. Rajani Devi & G. Hiran Mayi
Editor	: L. Sreekanth
Animation	: P. Sudhakar Babu
Voice Over Artist	: Veturi Kanthi
Graphics	: P. Sudhakarbabu
Running Time	: 10:00

Read & Write A to Z

IFLG2

This is a New Media Programme (Interactive Multimedia Learning Object.) It consists of 11 Screens with self learning activities. The IMLO beautifully portrays the life of Miss Mallika, a differently abled girl. Mallika is a good Painter and she can also weave cane baskets. This L.O. is a thought provoking concept that the children extend a helping hand to differently abled people when they come across them in their day to day life. By interacting with this L.O. Children will develop the language skills of listening, speaking, reading and writing.

Producer	: Dr. B Pratap Reddy
Director	: P. Ravibabu
Scriptwriter	: P. Ravibabu
Editor	: P. Ravibabu
Animation	: P. Ravibabu
Voice Over Artist	: Prajwala
Graphics	: P. Ravibabu
Running Time	: 08:00

New Media & ICT
Foundational Level
Teachers/Teacher Educators



Lines and Lines-Class-II – Maths

IFLT1

LINES AND LINES is a lesson taken from class 2, Math Magic Textbook chapter 11. This video visualizes the various types of lines we see around us; some of which include standing lines; sleeping lines; slanting lines; curved lines. It covers all the information in an uncomplicated manner. This video provides a fun and educational experience for students which makes learning effortless and rewarding.

Producer	: Maheswari.K
Director	: Maheswari.K
Scriptwriter	: Maheswari.K
Cameraperson	: Maheswari.K
Editor	: Maheswari.K
Voice Over Artist	: Maheswari.K
Running Time	: 06:09

Online Interactive Unit Test

IFLT2

Many online classes are available today on different platforms for children's learning. But online classes do not provide an effective system and solution for assessing children's responses. To overcome this, teachers are sending by online various methods such as Google form quizzes, pdf worksheets, etc, In addition to this, the system of sending messages to the children in the what's app with the teachers to resolve their doubts while doing its activities is also very noteworthy.

Producer	: Ranjith AB
Director	: Ranjith AB
Scriptwriter	: Ranjith AB
Editor	: Ranjith AB



Mittu and The Yellow Mango- Interactive Video

IFLT3

The video is created by me and uploaded on YouTube and the interactiveness is created using H5P which is a free and open-source content collaborative framework based on Javascript. The video is for Class-1, English- Mittu and the Yellow Mango. The video is included with various interactive features like multiple choices, True or False and Fill in the blanks. Students can learn from the video and answer the interactive questions and check their answers and know their score at the end of the video. This idea is to make learning game based edutainment for students of primary classes.

Producer	: N.Rajkumar
Director	: N.Rajkumar
Scriptwriter	: N.Rajkumar
Editor	: N.Rajkumar

Funny Bunny

IFLT4

This video explains about the story of Funny Bunny, Class 2 English in NCERT Book.

Producer	: M. Isai Amudhu
Director	: M. Isai Amudhu
Scriptwriter	: M. Isai Amudhu
Cameraperson	: M. Isai Amudhu
Set Designer	: M. Isai Amudhu
Editor	: M. Isai Amudhu
Animation	: M. Isai Amudhu
Voice Over Artist	: M. Isai Amudhu, E. Kaarunya
Graphics	: M. Isai Amudhu
Running Time	: 03:39



Welcome to Our English Class / How to Introduce

IFLT5

It's a video about how to introduce oneself with new media Video Robots. After watching this video, We will learn Formal and Informal Expressions to introduce one self. You can also talk about yourself using the concept map. This video primarily focuses on Introducing oneself with the help of Video Robots. We have provided some simple questions to know about their friends. This video has been prepared keeping in the view of primary children or for newly joined students.

Producer	: Madhu Babu Asapanna
Director	: Madhu Babu Asapanna
Scriptwriter	: Madhu Babu Asapanna
Cameraperson	: Tech VR
Set Designer	: Madhu Babu
Editor	: Madhu Babu
Animation	: Madhu Babu
Voice Over Artist	: Madhu & Vr
Running Time	: 05:58

Counting in Tens through an Interactive Learning

IFLT6

Counting in tens are most essential pre skills to learn place values. Students are struggling to get this concept in the beginning level. So, I designed this ICT module to get a clarity in this concept. This lesson is for NCERT, Mathematics, Grade II students and all the kids can learn this concept easily. The source material and pictures are taken from the NCERT website.

Producer	: Sabarinathan S
Director	: Sabarinathan S
Scriptwriter	: Sabarinathan S
Set Designer	: Sabarinathan S
Editor	: Sabarinathan S
Animation	: Sabarinathan S
Voice Over Artist	: R. Porselvi
Graphics	: Sabarinathan S



The Magic Porridge Pot

IFLT7

VOCABULARY BUILDER Mobile application is very useful to all kids to learn new words in such a manner that Small children can easily understand the pronunciation of the word. This application consists of 4 subjects: Mathematics, Science, Social science, English. All the lessons are covered by the mobile application to learn the hard words from all the lessons.

Producer	: K Revathi Gurunathan
Director	: K Revathi Gurunathan
Scriptwriter	: K Revathi Gurunathan
Cameraperson	: K Revathi Gurunathan
Editor	: K Revathi Gurunathan
Animation	: K Revathi Gurunathan
Voice Over Artist	: K Revathi Gurunathan
Running Time	: 04:40

Vocabulary Builder

IFLT8

The magic porridge pot is a lesson taken in class 2, marigold English text book. The prose is explained with animated visuals through videos along with evaluation. The content objective of the video lesson is about magic porridge pot and a little girl named Tara. The video has an evolution part which assesses and helps students for their understanding of the lesson. This video is created with the drawings and animated in the powerpoint.

Producer	: R Gopinath
Director	: R Gopinath
Scriptwriter	: R Gopinath
Editor	: R Gopinath
Graphics	: Pixabay, Creative Commons



Stop Motion Animation - Mittu and The Yellow Mango

IFLT9

This lesson is for NCERT, English - Marigold, Grade I students and all the kids love to listen to stories and it is the best way to teach language. I have created it with stop motion video to enrich the content. I hope all the children like to watch and can easily acquire the language skills indirectly.

Producer	: Sabarinathan S
Director	: Sabarinathan S
Scriptwriter	: Sabarinathan S
Set Designer	: Sabarinathan S
Editor	: Sabarinathan S
Running Time	: 09:03

New Media & ICT
Preparatory Level
Independent Filmmakers/
Institutions



Jagmag Jagmag Video Story

IPL1

The primary audience of the content is children of grade 3rd to 5th but it is also for teachers to use it as a support material in their smart classes while teaching Science across India. The primary objective is to promote scientific content through fiction stories and improve general knowledge using facts and figures having short, simple rendition to enhance listening skills.

Producer	:	Ms. Anju Rawat and Mr. Sudhanshu Bhatnagar
Director	:	Mr. Sudhir Bhatnagar
Scriptwriter	:	Ms. Anju Rawat
Editor	:	SARD Team
Animation	:	SARD Team
Voice Over Artist	:	Ms. Anju Rawat
Graphics	:	SARD Team and Mohd Haroon
Running Time	:	07:12

Measurement Interactive E-Content

IPL2

The interactive e content can be used at schools by teachers in their smart classes. This will become a visual tool for students to learn the concepts through interactive mode. This will also increase the capacities of the teachers in effectively using e-content and technology to improve the performance of their class children and position their school in performance. Additionally, it is assumed that people with hearing impairment greatly benefitted from such content.

Producer	:	Ms. Aprajita Rai
Director	:	Mr. Sudhir Bhatnagar
Scriptwriter	:	SARD Team
Editor	:	SARD Team
Animation	:	SARD Team
Voice Over Artist	:	SARD Team
Graphics	:	SARD Team

New Media & ICT
Preparatory Level
Teachers/Teacher Educators



Kids Yoga | Daily Workout for Kids (Hindi Varnmala | हिंदी वर्णमाला)

IPLT1

This educational Game is truly developed with every child's best interest at heart and serves as an accurate way to assess a child's basic skills, as well as develop them. We believe that by doing, playing and exploring, children learn best. Children develop essential motor and cognitive skills doing just that-doing, playing, exploring, and having endless fun with this App.

Producer	: Amol Kisan Hankare
Director	: Amol Kisan Hankare
Scriptwriter	: Amol Kisan Hankare
Editor	: Amol Kisan Hankare

The Scholar's Mother Tongue

IPLT2

This is an animated interactive story. Raju returned home from school in the evening. He interacted with his Grandmother about the things that happened in the classroom and told her that his teacher appreciated him as "wise as Birbal" for answering a question. Little Raju understands how wise Birbal is and he felt happy to be called as "as wise as Birbal".

Producer	: A.Suganthi
Director	: K.James Kumar
Scriptwriter	: K.James Kumar
Editor	: N.Rajkumar
Animation	: N.Rajkumar
Voice Over Artist	: A.Suganthi
Graphics	: N.Rajkumar
Running Time	: 07:05



What If It Finishes-Class V-EVS

IPLT3

“What if it finishes...???” is a lesson taken from class 5, Looking around Environmental studies Textbook chapter 12. We can interact with children easily with this video. Children can understand the objective of this lesson easily with simple animation. This animated video attracts children and helps them to learn the concept of the lesson. The summary part of the video helps the children to take quick review of this lesson and understand the understanding of children .At the end of this video the children can achieve the competency of this lesson.

Producer	: Maheswari.K
Director	: Maheswari.K
Scriptwriter	: Maheswari.K
Cameraperson	: Maheswari.K
Editor	: Maheswari.K
Voice Over Artist	: Maheswari.K,Yazhini.K,Ruthraesh.K
Running Time	: 22:58

A Little Fish Story-Class III-English

IPLT4

A LITTLE FISH STORY is a lesson taken from class 3, chapter 4 Marigolds English Textbook. This video visualizes the story of a little fish and evaluation part. With this video children can easily learn new words in this lesson. This prose is about a little fish who feels unhappy because he is so small. This animated video attracts children and helps them to learn the concept of the lesson. The evaluation part of the video helps the children to understand the children.

Producer	: Maheswari.K
Director	: Maheswari.K
Scriptwriter	: Maheswari.K
Cameraperson	: Maheswari.K
Set Designer	: Maheswari.K
Editor	: Maheswari.K
Animation	: Maheswari.K
Voice Over Artist	: Maheswari.K
Running Time	: 09:48



Friendship

IPLT5

This is a lesson in class five textbook. This lesson can be seen as a symbol of good friendship. Once some children meet in the garden. They talk to each other and tell each other their identities. They tell each other what their parents are doing. These first-time friends chat freely. And that's what made them friends. One of the girls invites all her new friends to come for her birthday. One of them by agreeing to come for managing everything too on a friend's birthday. They decide to and promise to keep their friendship in the long term. This is a simple but great message of friendship. This is very useful for children.

Producer	: Ajita Patil
Director	: Ajay Limbaji Patil
Scriptwriter	: Ajay Limbaji Patil
Editor	: Akash Ajay Patil
Animation	: Ajay Limbaji Patil
Running Time	: 02:32

Hiawatha Class IV Interactive Book H5P

IPLT6

In this story a boy called Hiawatha lived with his old grandmother Nokomis in a wigwam. His grandmother taught Hiawatha about the stars, animals and many other things. He began to talk to the birds and animals and they to him. Hiawatha learned every bird and its languages their secrets on how they build their nest in summer and where they hid in winter. Whenever he met them he talked with them. So everyone called it "Hiawatha's Chickens". At the end of this poem students will begin to appreciate their mother tongue, able to communicate with their environment and try to learn other languages.

Producer	: Karthikeyan K
Director	: Karthikeyan K
Scriptwriter	: Karthikeyan K
Editor	: Karthikeyan K
Voice Over Artist	: Saranya P



Online Interactive Unit Test

IPLT7

Many online classes are available today on different platforms for children's learning. But online classes do not provide an effective system and solution for assessing children's responses. Touch, Read and Fill is a technologically advanced online worksheet that can be used to touch, write, and self-assess during and after COVID. In addition to this, the system of sending messages to the children in the whatsapp with the teachers to resolve their doubts while doing its activities is also very noteworthy.

Producer	: Ranjith AB
Director	: Ranjith AB
Scriptwriter	: Ranjith AB
Editor	: Ranjith AB

Treat for Mosquitoes

IPLT8

The video is created by me using Stop Motion Animation technique and the interactivenss is created using H5P which is a free and open-source content collaborative framework based on Javascript. The video is about the disease caused by mosquitoes and how we can protect ourselves from those diseases, precautionary measures to avoid the breeding of mosquitoes and about Anemia.

Producer	: N.Rajkumar
Director	: N.Rajkumar
Scriptwriter	: N.Rajkumar
Editor	: N.Rajkumar
Animation	: N.Rajkumar
Voice Over Artist	: N.Rajkumar
Running Time	: 10:00



Algebraic Identity

IPLT9

Learning the concept through visual communication in ICT. Like byju's learning app I created with powerpoint animation with bookmarks one of the algebraic identity a plus b whole square .this video helps children to learn algebraic identity casually without pressure and can apply even in life oriented problems .ICT plays technical support in all algebraic identities.

Producer	: Selvakumar G
Director	: Selvakumar G
Scriptwriter	: Selvakumar G
Set Designer	: Selvakumar G
Editor	: Selvakumar G
Animation	: Selvakumar G
Graphics	: Selvakumar G
Running Time	: 02:11

P Teacher Learning Application, Interactive Activities Based on LOS

IPLT10

During the Covid period, primary education and children are going through a great educational crisis. Although a temporary solution has been found as online and offline video classes are not effective enough in this age of low span of attention. The CWSN app provides kids with a range of activities based on voice commands, touch and read activities, arranging and matching activities with the fun of a game. Children, teachers, parents, and the media have embraced and encouraged the P teacher app, as it provides feedback and scores on each activity, as well as interactive activities for self - study and evaluation.

Producer	: Rajesh Kumar T
Director	: Ranjith AB
Scriptwriter	: Ranjith AB
Set Designer	: Ranjith AB
Editor	: Ranjith AB



Litre Puzzle

IPLT11

Assess the students' understanding of capacity units, unit conversion and four basic operations involving capacity. (Assessment For, As and Of learning)
This web application has 3 tabs. The student / teacher has to go to the puzzle tab and enter an ID. Then the user has to drag the correct jar to fill the tank according to the question displayed below the game window. Once answered all the questions teachers may download the result for analyzing purposes. Teachers can edit questions on the 'Edit Questions' tab. The teachers may upload the questions using the 'csv' data format file. The teachers, the head of the institution, the parents and the higher officials may get the students' answers in 'csv' data format which can be used, to analyze where a student misunderstands the concept, to identify which students are behind the expected level etc. This feature makes this an 'assessment for learning'.

Producer	: Ravisankar J
Director	: Ravisankar J
Scriptwriter	: Ravisankar J
Set Designer	: Ravisankar J
Editor	: Ravisankar J

Metamorphosis

IPLT12

This video explains what metamorphosis is, the life cycle of butterflies and frogs in an interesting way.

Producer	: Eswaran K
Director	: Eswaran K
Scriptwriter	: Eswaran K
Cameraperson	: Eswaran K
Set Designer	: Eswaran K
Editor	: Eswaran K
Animation	: Eswaran K
Voice Over Artist	: M. Isai Amudhu
Graphics	: Eswaran K
Running Time	: 02:45



Math Mania

IPLT13

Math Mania is a web-based application designed to provide an online platform for primary grade students to practice various Math activities for free. Various class-wise activities are available for students such as addition, multiplication, division, subtractions, word problems, and number comparison etc.

Producer	: Gurpreet Singh Punj
Director	: Gurvinder Singh
Scriptwriter	: Anmol Kumar
Editor	: Prince Singh
Animation	: Prince Singh

Designing of E-Book Khel Pitara Make Hindi Language Teaching Interesting and Enjoyable at the Preparatory Level for (Grade III-V)

IPLT14

कक्षा-कक्ष में मौखिक भाषा विकास,डिकोडिंग कौशल का विकास,पठन एवं लेखन कौशल को विकसित करने हेतु खेल तैयार किए गए।हिन्दी भाषा-शिक्षण को रुचिकर व आनंदमयी बनाने के लिए ई-बुक 'खेल पिटारा सत्र {2019-2020} में तैयार की गई।इसमें 14 नवाचारी खेल शामिल किए गए हैं। प्रत्येक खेल के साथ उसका चित्र व खेल को किस प्रकार खेला जाए का विवरण प्रस्तुत किया गया है। खेल पिटारा में शामिल सभी खेलों को अपने विद्यालय में प्रारंभिक स्तर पर लागू भी किया। बच्चों में इसके बेहतर परिणाम देखने को मिले।

Producer	: Dr Vijay Kumar Chawla
Director	: Dr Vijay Kumar Chawla
Scriptwriter	: Dr Vijay Kumar Chawla
Cameraperson	: Dr Neelu Chawla
Set Designer	: Dr Vijay Kumar Chawla
Editor	: Dr Vijay Kumar Chawla
Animation	: Raj Kumar
Voice Over Artist	: Dr Vijay Kumar Chawla
Graphics	: Raj Kumar

New Media & ICT
Middle Level
Government Organisations



Transparent, Translucent and Opaque Objects

IMLG1

This video is based on Learning Outcomes of Class VI Science. An animated teacher and two animated characters Bujho and Paheli explain the concepts of transparent, translucent and opaque materials in the context of everyday life experiences. Bujho and Paheli exhibit their creativity to show how to differentiate materials on the basis of their observable properties.

Producer	: Desh Raj Rastogi and Ritu Bora
Director	: Shashi Prabha
Scriptwriter	: Shashi Prabha and Deepty Gupta
Cameraperson	: Yogesh DeoTiwari
Editor	: Sonpal Singh
Animation	: Yashmit Singh, Dharmveer Kumar and Sonpal Singh
Voice Over Artist	: Shashi Prabha, Deepty Gupta and Meenakshi Kukreti
Graphics	: Ajay Kumar and Dharmveer Kumar
Running Time	: 07:35

E-Comic Book- 'Priya- The Accessibility Warrior'

IMLG2

In order to make teaching accessible for all learners including Children with Special Needs (CwSN) and Persons with Disabilities (PwD) the learning environment needs to be improvised and enriched with learning resources. The e-comic book has been developed in three different formats, viz., Flipbook, E-PUB and PDF. This will enable learners to access the e-comic book on any of their electronic devices. The e-comic book can be downloaded and read easily.

Producer	: Prof. Indu Kumar
Director	: Prof. Indu Kumar
Voice Over Artist	: Ms. Riya Kumar, Ms. Madhura Nikalje, Ms. Shalini Singh, Ms. Mamta Malkani, Mr. Vaibhav Srivastava, Ms. Vasundhara Bose
Graphics	: Mr. Tushar Jarodia,
Visual Designer	: Mr. Ajay Kumar



सुगम्यता पर आधारित ई-कॉमिक बुक

IMLG3

विशेष अधिगम वाले बच्चों (CWSN) और विकलांग व्यक्तियों (PwD) सहित सभी शिक्षार्थियों के लिए शिक्षण अधिगम को सुलभ बनाने के लिए अधिगम पर्यावरण को अधिगम संसाधनों के साथ सुधारने और संवर्धित करने की आवश्यकता है। ई-कॉमिक बुक को तीन अलग-अलग स्वरूपों में विकसित किया गया है, जैसे, फ्लिपबुक, ई-पब और पीडीएफ। यह शिक्षार्थियों को अपने किसी भी इलेक्ट्रॉनिक उपकरण द्वारा ई-कॉमिक बुक तक पहुंचने में सक्षम करेगा।

Producer	: Prof. Indu Kumar
Director	: Prof. Indu Kumar
Voice Over Artist	: Dr. Astha Saxena, Ms. Prachi, Ms. Vandana Arimardan, Dr. Bharti Kaushik, Ms. Meenakshi Kukreti, Ms. Tanu Gupta, Ms. Babla Kochhar
Graphics	: Mr. Tushar Jarodia
Visual Designer	: Mr. Ajay Kumar

Web Portal fourthscreeneducation.com

IMLG4

कोरोना काल में छात्रों तक शैक्षिक सामग्री की पहुंच सुलभ करवाने हेतु मेरे द्वारा नवाचारों को समर्पित वेबसाइट फोर्थ स्क्रीन एजुकेशन का निर्माण किया गया। जिसमें स्वयं के नवाचार मीट द टीचर्स, मेरी बेटी-मेरा अभिमान, शिक्षादूत, टीचर्स ब्लॉग, टीचिंग एक्सीलेंस अवार्ड जैसे नवाचारों के साथ इसमें शिक्षा विभाग राजस्थान द्वारा चलाये जा रहे शैक्षिक कार्यक्रमों शिक्षादर्शन, शिक्षावाणी, व्हाट्सएप आधारित क्विज, स्माइल प्रोग्राम, आओं घर में सीखें के साथ साथ ई कक्षा जैसे महत्वपूर्ण कार्यक्रमों को छात्रों तक पहुंचाने में मदद की। छात्रों हेतु विभिन्न शैक्षिक विषयों पर आधारित क्विज भी इसमें शामिल किये गये है ताकि छात्र स्वमूल्यांकन कर सकें।

Producer	: Hukam Chand Chaudhary
Director	: Hukam Chand Chaudhary
Scriptwriter	: Hukam Chand Chaudhary
Editor	: Hukam Chand Chaudhary



Sajeev, Visheshtain Avam Awaas

IMLG5

The living organism, characteristics and habitats is one of the most challenging chapters of class 6, Science. This interactive video is aimed at teaching the concept of living beings and adaptation to their environment through a conversation between a mother and a daughter. The animation in the videos are very attractive and keep the learner engaged. The voice over by the child actor is superb. The voice over by the mother of the child is very impressive. Children highly relate themselves to the voice of a girl.

Producer	: Dr Seema Sharma
Director	: Pooja Gulati
Scriptwriter	: Pooja Gulati
Editor	: Neeraj
Voice Over Artist	: Pooja Gulati
Running Time	: 12:27

Kaun Banega Scholar- An Interactive ICT-Integrated Quiz Show

IMLG6

This video aims at developing questioning skill competency in students via ICT means. In this video, a student participates in a reality show, where they are quizzed on a particular chapter's concepts. The quiz show has different lifelines and he is being rewarded with marks just like in exams but the process in which he participates is different as compared to a class test.

Producer	: Ritu Chaudhary
Director	: Atul Sehgal
Scriptwriter	: Neha Bhardwaj Sharma
Editor	: Atul Sehgal
Running Time	: 06:07



Story of Magnet

IMLG7

Story of a magnet is primarily aimed at delivering students an interesting content which lasts on their memory forever. It is a story of a Shepherd named Magnets who used to take his herd of sheep and goats to the nearby mountains for gazing. He would take a stick with him to control his herd and this stick had a small piece of iron attached at one end. One day, he was surprised to find that he had to pull hard to free his stick from a rock on the mountain and then he concluded that it was a magnet which attracted his stick.

Producer	: Ritu Chaudhary
Director	: Atul Sehgal
Scriptwriter	: Pooja Gulati
Editor	: Pooja Gulati
Animation	: Pooja Gulati
Voice Over Artist	: Pooja Gulati
Voice Anchor	: Pooja Gulati
Running Time	: 06:33

Difference between Metals and Nonmetals

IMLG8

To differentiate between metals and nonmetals, we took some metals like iron, aluminium etc. and some non-metals like coal and sulphur and then we observe shining, melliabilty, ductility, hard, brittle and some more qualities through many matters.

Producer	: Ritu Chaudhary
Director	: Atul Sehgal
Scriptwriter	: Chitra Singh
Cameraperson	: Chitra Singh
Set Designer	: Chitra Singh
Running Time	: 04:14



Types of Teeth–Joyful Saturday Activity

IMLG9

The objective of the program is to make students learn in a fun way, an innovative method to create interest in science learning. In order to make students understand about the type of teeth we made a model of type of teeth using clay. Class-7, Chapter-2, praniyonmaipooshan. Students took interest in this fun way of learning program. Students prepared such models of teeth themselves and enjoyed this play way method.

Producer	: Ritu Chaudhary
Director	: Atul Sehgal
Scriptwriter	: Meenu Sharma
Editor	: Meenu Sharma
Running Time	: 03:55

Making an Electro Puzzle and assembling different components of an Electric Circuit

IMLG10

Making an Electro puzzle and assembling different components of an Electric Circuit. The main goal of making this video is to help students learn to assemble electric circuits correctly. It is like a game for students, where they can incorporate various other elements to help them learn questions that match the following in an easy and effective manner.

Producer	: Ritu Chaudhary
Director	: Atul Sehgal
Scriptwriter	: Neha Bhardwaj Sharma
Cameraperson	: Neha Bhardwaj Sharma
Set Designer	: Neha Bhardwaj Sharma
Editor	: Atul Sehgal
Animation	: Neha Bhardwaj Sharma
Voice Over Artist	: Neha Bhardwaj Sharma
Graphics	: Atul Sehgal
Running Time	: 07:48

New Media & ICT
Middle Level
Independent Filmmakers/
Institutions



How a Rocket takes a Satellite Into Sky

IML1

This is about space and Technology. Space and space technology always fascinates individuals like me. Rockets and Satellites are the keys to space technology. In this video I have tried to explain how a satellite is launched in space using a rocket and it is established in orbit. The complete process and the theory behind the process has been explained using the animations and real world visuals.

Producer	: Chintan Arya
Director	: Chintan Arya
Scriptwriter	: Manoj Kumar
Cameraperson	: Chintan Arya
Set Designer	: Chintan Arya
Editor	: Manopj Kumar
Animation	: Chintan Arya
Voice Over Artist	: Hindi- Manoj Kumar, English- Chintan Arya
Graphics	: Chintan Arya
Running Time	: 08:00

apps.hcchoudhary.com

IML2

apps.hcchoudhary.com is a mobile app making platform that provides free guidance in app making. The main objective of creating this website has been that students and teachers can easily create e-content on educational subjects. After that you can learn mobile app making in our entire guide. If any student wants to create an app by making a PDF of the notes of any subject available with him, it is so easy that he can create and publish his app in less than 1 hour. With this small effort, we are trying to connect the educational scenario to ICT.

Producer	: Hukam Chand Chaudhary
Director	: Hukam Chand Chaudhary
Scriptwriter	: Hukam Chand Chaudhary
Editor	: Hukam Chand Chaudhary



Interactive Book on Ants

IMLI3

Interactive books as the name suggests provide an opportunity to the learner to interact with various types of content while learning. This book is on the story of ants which is a generic concept to know about Biodiversity and the species. Life cycle of the Ant with different habits has been documented in the book. Learners will get an opportunity to see high-resolution images.

Producer	: Dr. Yash Paul Sharma
Director	: Dr. Yash Paul Sharma
Scriptwriter	: Dr. Yash Paul Sharma
Cameraperson	: Dr. Yash Paul Sharma
Editor	: Dr. Yash Paul Sharma

Unspoken Language

IMLI4

Unspoken language is an initiative of highlighting the benefits of sign language and how to use it. The video shows all the signs for the letters and tests the viewers about their hand gestures knowledge from the video. This could be useful for students from 5 to 8 grade and their knowledge on ASL and to teach them how to communicate with people with hearing and speech impairment. ASL does have a lot of advantages specially during COVID time period like communicating in the classroom while social distancing.

Producer	: Chehak Yadav
Director	: Chehak Yadav
Scriptwriter	: Chehak Yadav
Editor	: Chehak Yadav

New Media & ICT
Middle Level
Teachers/Teacher Educators



The Golden Feather

IMLT1

This short story is called the Tale of Golden Feather from the syllabus of class 6th subject English. This beautiful story is dramatized by Aditi Bhalerao and presented wholeheartedly for first time in the form of animation by Mr. Ajay Patil with salient participation by Bhalerao family. This educational video is created with intention to help students in such pandemic times which has affected their studies. To which students have also favoured positively. Animation, melodious music, clear and precise speech have given immense success to this video.

Producer	: Ajay Limbaji Patil
Director	: Ajay Limbaji Patil
Scriptwriter	: Ajay Limbaji Patil
Editor	: Ajay Limbaji Patil
Animation	: Ajay Limbaji Patil
Voice Over Artist	: Ganesh Bhalerao, Mrs. Jayashree Bhalerao, Aaditi Bhalerao
Running Time	: 04:54

देववाणी एप - (Devvani App)

IMLT2

देववाणी एप संस्कृत शिक्षा विभाग में अध्ययनरत विद्यार्थियों तक ई-कन्टेंट की पहुंच सुनिश्चित करने के लिए आईसीटी का एक अनुप्रयोग है। देववाणी एप की विशेषताएं कक्षा विषय और अध्याय अनुसार ई कंटेंट, प्रत्येक अध्याय के साथ ऑनलाइन टेस्ट की सुविधा, सिंगल क्लिक गूगल साइन इन सुविधा।

Producer	: Mohammad Imran Khan Mewati
Director	: Mohammad Imran Khan Mewati
Scriptwriter	: Moahmmad Imran Khan Mewati
Editor	: Mohammad Imran Khan Mewati



Types of Motion Based on Path

IMLT3

This video explains the types of motion based on the path of the objects for VI Std. Students like: Linear motion, Curvilinear motion, Circular motion, Oscillatory motion, Rotatory motion and Irregular motion

Producer	: Eswaran K
Director	: Eswaran K
Scriptwriter	: Eswaran K
Cameraperson	: Eswaran K
Set Designer	: Eswaran K
Editor	: Eswaran K
Animation	: Eswaran K
Voice Over Artist	: M. Isai Amudhu
Graphics	: Eswaran K
Running Time	: 04:13

शिक्षा दर्शन - (Shiksha Darshan)

IMLT4

शिक्षा दर्शन ऐप का उद्देश्य एक ही स्थान पर छात्रों को समस्त शैक्षिक सामग्री उपलब्ध कराना है। इस ऐप की प्रमुख विशेषताएं हैं समें कक्षा 1 से 12 तक एनसीईआरटी बोर्ड व स्टेट बोर्ड के छात्रों के लिए सभी विषयों के यूट्यूब के लिंक एक ही स्थान पर उपलब्ध करवाएं गए हैं। इस ऐप में कक्षा 1 से 12 के लिए शिक्षा विभाग के कार्यक्रम शिक्षा दर्शन के विडियो व शिक्षा दर्शन कार्यक्रम का डीडी राजस्थान पर लाइव प्रसारण भी उपलब्ध है।

Producer	: Hukam Chand Chaudhary
Director	: Hukam Chand Chaudhary
Scriptwriter	: Hukam Chand Chaudhary
Editor	: Hukam Chand Chaudhary



Inverse Variation

IMLT5

This entry has learning outcomes to understand what variation means in mathematics. To observe the change in one quantity leads to change in other quantity. To understand which is inverse variation. To write the ratio Inverse variation is explained by the length of stones and no of stones for a confined area.

Producer	: John Geraldine
Director	: John Geraldine
Scriptwriter	: John Geraldine
Editor	: John Geraldine
Animation	: PowerPoint, Camtasia
Voice Over Artist	: Belavendran
Running Time	: 07:02

Stars and The Solar System | The Constellations

IMLT6

This video uses an observatory app called 'Stellarium' which is an open source software to project the real time position and shapes of some common constellations in the Northern hemisphere night sky during the month of November-December. This will help the students to recognise and identify these constellations that appear to them in the night sky during stargazing. The app also evolves as time passes, and hence children can also witness the effect of time passing and motion of stars during the night sky. Also open sourcing is encouraged through this video.

Producer	: Swasti Rani
Director	: Swasti Rani
Scriptwriter	: Swasti Rani
Editor	: Swasti Rani
Animation	: Made Using Stellarium
Running Time	: 05:06



Social Safar E Magazine – Education by E Magazine

IMLT7

This is e-magazine benefits in the following way like general knowledge increased among teachers and children. Increased effectiveness in the teaching work of social science teachers Reference literature for teachers was created. The children received supplementary reading literature on the subject of social science. Children became acquainted with the latest information from Gujarat, India and the world. The latest information available for the social science education work.

Producer : Prajapati Rajeshkumar Gordhanbhai
Director : Prajapati Rajeshkumar Gordhanbhai

AR Planets

IMLT8

The Augmented Reality App named “AR Planets” is developed with an objective to attract the attention and interest of the upper primary students. This Ar App visualised all the members of our solar system in 3D in Arc scene. Augmented Reality is a new concept and students accept it due to its self explaining nature. This content is created universally and everyone can use it either student or teacher or any person but specifically it is based on chapter-17 “Stars and Solar System” of Class-VIII.

Producer : Kangkan Kishor Dutta
Director : Kangkan Kishor Dutta
Scriptwriter : Kangkan Kishor Dutta
Editor : Kangkan Kishor Dutta
Animation : Kangkan Kishor Dutta



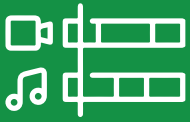
Stars and Solar System : A Trip to Constellations

IMLT9

The E-Content "Introduction to Solar System" is developed with an objective to attract the attention and interest of the upper primary students. This video visualised all the members of our solar system in 3D. Since 3D is a new concept and students accept it due to its self explaining nature. This content is created based on chapter-17 "Stars and Solar System" of Class-VIII. Teachers can also take advantage of this content because using only chalk and talk methods will not be suitable in teaching science.

Producer	: Swasti Rani
Director	: Swasti Rani
Animation	: Made using Stellarium, an open source night sky observing application.
Running Time	: 05:06

New Media & ICT
Secondary Level
Government Organisations



Sonar

ISLG1

This is an Interactive Multimedia Learning Object Programme meant for the students of Class IX in Physical Science. It is designed as a self contained mode with computer, laptop, tab, smart phone accessibility and operability. This programme deals with functioning and applications of SONAR with the use of images, animations, info graphic flowers etc. SONAR – Sound Navigation and Ranging -- is a method for detecting and finding the distance of objects under water by means of reflected ultrasonic waves. The device used in this method is also called SONAR.

Producer	: Dr. B. Pratap Reddy
Director	: A. Kishore Kumar
Scriptwriter	: K. Venkat, A. Kishore Kumar
Editor	: G. Mahesh
Animation	: G. Mahesh
Voice Over Artist	: Glen D Silva
Graphics	: G. Mahesh
Running Time	: 20:00

NCERT Class 10 Social Science

ISLG2

कक्षा 10 के सामाजिक विज्ञान विषय के छात्रों हेतु यह मोबाइल ऐप बनाया गया है। इसमें सभी पाठों के महत्वपूर्ण नोट्स शामिल हैं। नोट्स के साथ साथ महत्वपूर्ण प्रश्नोत्तर इस ऐप की विशेषताओं में शामिल हैं। इस ऐप को इस तरीके से बनाया गया है कि छात्रों की रुचि बनी रहें और प्रत्येक पाठ के बाद छात्र ऐप में दिये गये प्रश्नोत्तर की सहायता से स्वमूल्यांकन भी कर सकें।

Producer	: Hukam Chand Chaudhary
Director	: Hukam Chand Chaudhary
Scriptwriter	: Hukam Chand Chaudhary
Editor	: Hukam Chand Chaudhary

New Media & ICT
Secondary Level
Independent Filmmakers/
Institutions



Connecting Python with Mysql

ISLI1

In this video we will learn. How to establish connection between Python and MySQL.

Producer : JNV Raipur
Director : Rishabh Chaudhary
Running Time : 00:15

360 Degree Virtual Reality (VR) Tour of Taj Mahal

ISLI2

This VR tour is interactive, where the learner or Teacher can interact with various elements like information tabs, image/graphics etc. Normally the Teacher use a 2D image of Taj Mahal to teach the concept. May be sometime a video programme is available but without interactivity. This VR tour is captured in 4K resolution. Learner can listen to the background audio story. Learner can take a complete tour of the Taj Mahal complex. Learner can check their knowledge by attempting self-assessments provided with in the tour.

Producer : Dr. Yash Paul Sharma
Director : Dr. Yash Paul Sharma
Scriptwriter : Dr. Yash Paul Sharma
Cameraperson : Dr. Yash Paul Sharma
Editor : Dr. Yash Paul Sharma
Voice Over Artist : Dr. Yash Paul Sharma



Class 10 Science

ISLI3

कक्षा 10 के विज्ञान विषय के छात्रों हेतु यह मोबाइल ऐप बनाया गया है। इसमें सभी पाठों के महत्वपूर्ण नोट्स शामिल हैं। इस ऐप को इस तरीके से बनाया गया है कि छात्रों की रुचि बनी रहें। साथ ही महत्वपूर्ण टॉपिक्स को साधारण भाषा में समझाने का प्रयास किया गया है। छात्रों की सुविधा के लिए पुरनावृत्ति नोट्स भी इस ऐप में उपलब्ध करवाये गये हैं।

Producer	: Hukam Chand Chaudhary
Director	: Hukam Chand Chaudhary
Scriptwriter	: Hukam Chand Chaudhary
Editor	: Hukam Chand Chaudhary

Interactive Book on Digestive System

ISLI4

This interactive book having different type of eContent like document, video, images, assessment in a single book. While reading about the Digestive system, learner can also enjoy the video without any extra effort and also attempt the self-assessment test. Interactive book relieves the Teacher from curating the content on different portals and provide hassle free service to the learner.

Producer	: Ankita Sindhania
Director	: Ankita Sindhania
Scriptwriter	: Ankita Sindhania
Editor	: Ankita Sindhania



Energy Conservation

ISLI5

Energy Conservation could dramatically improve indoor environment quality, improve natural light and ventilation and increase savings by reduce electricity bills for households.

Producer	: Ritu Chaudhary
Director	: Atul Sehgal
Scriptwriter	: Atul Sehgal
Cameraperson	: Atul Sehgal
Set Designer	: Atul Sehgal
Editor	: Atul Sehgal
Animation	: Atul Sehgal
Voice Over Artist	: Atul Sehgal
Graphics	: Atul Sehgal
Running Time	: 09:05

Indian Monsoon

ISLI6

This video explains the topic - Indian monsoon with emphasis on the how monsoon causes rainfall. Formation of ITCZ - Intertropical convergence zone. Shifting of ITCZ, movement of moist air from the Indian Ocean into Indian subcontinent causing rainfall. South west monsoon and North east monsoon. Important questions based on Indian Monsoons.

Producer	: Jincy
Director	: Jincy
Scriptwriter	: Jincy
Cameraperson	: Jincy
Set Designer	: Jincy
Editor	: Jincy
Animation	: Jincy
Voice Over Artist	: Jincy
Graphics	: Jincy
Running Time	: 08:32

New Media & ICT
Secondary Level
Teachers/Teacher Educators



Snakes and Ladders with Twist – Khel Khel Maie Sikho

ISLT1

Snakes and Ladders is a game which every one of us have played. This is same game but with a twist. This game aims to sensitise students towards children with special needs (CwSN). This game has lot of interactive points that guides them to avoid inaccurate words, inappropriate behaviours and negative stereotypes towards CwSN. Also teachers can find reference material related to CwSN published by NCERT and UNESCO.

Producer	: Mamta Narula
Director	: Mamta Narula
Scriptwriter	: Mamta Narula
Editor	: Mamta Narula

Image Formation in Convex Lens

ISLT2

This video explains the image formation in convex lens, Types of lens and 3 rules to draw the ray diagram: (i) Convex Lens (ii) Concave Lens.

Producer	: Eswaran K
Director	: Eswaran K
Scriptwriter	: Eswaran K
Cameraperson	: Eswaran K
Set Designer	: Eswaran K
Editor	: Eswaran K
Animation	: Eswaran K
Voice Over Artist	: M. Isai Amudhu
Graphics	: Eswaran K
Running Time	: 07:52



Python Pals

ISLT3

With the exponential growth in the mobile device market over the last decade, chatbots are becoming an increasingly popular option to interact with users, and their popularity and adoption are rapidly spreading. A chatbot is a digital assistant which provides information, answers questions, discusses a specific topic, or performs a task. It provides benefits of instant availability and ability to respond naturally through a conversational interface. Additionally, chatbots demonstrate the ability to create easy going interactions with users so that they can be leveraged to support engagement, as well as setting out goals, strategies and outcomes of learning and training.

Producer	: Vineeta Garg
Director	: Vineeta Garg
Scriptwriter	: Mollika Garg
Editor	: Mollika Garg
Graphics	: Mollika Garg

NCERT Class 10 Hindi Notes & Quiz

ISLT4

कक्षा 10 के हिन्दी विषय के छात्रों हेतु यह मोबाइल ऐप बनाया गया है। इसमें सभी पाठों के महत्वपूर्ण नोट्स शामिल हैं। इस ऐप को इस तरीके से बनाया गया है कि छात्रों की रुचि बनी रहें। साथ ही महत्वपूर्ण टेस्ट पेपर व पाठ्य पुस्तक के प्रश्नोत्तर भी इस ऐप में उपलब्ध करवाए गए हैं।

Producer	: Hukam Chand Chaudhary
Director	: Hukam Chand Chaudhary
Scriptwriter	: Hukam Chand Chaudhary
Editor	: Hukam Chand Chaudhary



Matrix Intro and Types

ISLT5

Introduction of elements, Order of a matrix, Notations, Leading diagonal elements, different types of matrices like row, column, Diagonal, Scalar, Unit, Transpose, lower triangular, Upper triangular matrices.

Producer	: John Geraldine
Director	: John Geraldine
Scriptwriter	: John Geraldine
Editor	: John Geraldine
Animation	: PowerPoint, Camtasia
Voice Over Artist	: Belavendran
Running Time	: 10:21

Talking Book For CWSN Students (New Media)

ISLT6

3 years back, I scribed an exam for a partially blind girl. She instructed me to write the poem in the centre of the page as I was about to start from the corner. I was surprised that she was able to see my writing. I asked her whether she could read words. she replied that she could see a blurred image but not a perfect letter. This is my initiative work for CWSN students. I have planned to share this talking book to them and get feedback to modify for their convenient.

Producer	: Santhalakshmi G
Director	: Santhalakshmi G
Scriptwriter	: Santhalakshmi G
Set Designer	: Santhalakshmi G
Editor	: Thangaraja M
Voice Over Artist	: Santhalakshmi G



Cyber Security Awareness Guide

ISLT7

This app is developed with the motive of providing awareness to people of all ages. As the name suggests, Cyber Security Guide is your true friend in the sense it provides useful tips, necessary links, a platform to lodge your complaint, and top of all multi-lingual support for better understanding. It is available in four languages - English, Gujarati, Hindi, and Tamil. If our Youth is safe and educated they can build a strong nation. Now with the changing time we need to have our safe digital footprints in digital world.

Producer	: Chandni Agarwal
Director	: Chandni Agarwal
Scriptwriter	: Chandni Agarwal
Editor	: Bhoomika Garg and Pranav Jain

Gauss Theorem and Its Applications

ISLT8

The main goal of Gauss theorem is to find the electric field for a given charge distribution enclosed by a closed surface. Electric field for a given charge distribution can be calculated from electric flux. This video helps the students to visualize electric flux, electric field and the relation between them. The Gauss theorem concept is taken from the grade 12 NCERT physics text book. All illustration used in this videos are created by myself. If you hear the audio alone without seeing visually, you can understand the concept well.

Producer	: Bergin G
Director	: Bergin G
Scriptwriter	: Bergin G
Editor	: Bergin G
Animation	: Bergin G
Voice Over Artist	: Bergin G
Graphics	: Bergin G
Running Time	: 16:01



Concept of Modulation using SCILAB XCOS

ISLT9

Xcos is a Scilab tool that is dedicated to the modelling and simulation of hybrid dynamic systems including both continuous and discrete models. It includes a graphical editor which allows to easily represent models as block diagrams by connecting the Blocks to each other. Each block represents a predefined basic function or a user defined one.

Producer	: Dr. Neetu Agrawal, Dr. Triranjita Srivastava
Director	: Dr. Neetu Agrawal, Dr. Triranjita Srivastava
Scriptwriter	: Dr. Neetu Agrawal, Dr. Triranjita Srivastava
Cameraperson	: Dr. Neetu Agrawal, Dr. Triranjita Srivastava
Set Designer	: Dr. Neetu Agrawal, Dr. Triranjita Srivastava
Editor	: Dr. Neetu Agrawal, Dr. Triranjita Srivastava
Animation	: Dr. Neetu Agrawal, Dr. Triranjita Srivastava
Voice Over Artist	: Dr. Neetu Agrawal, Dr. Triranjita Srivastava

Digital Games
Foundational Level
Govenment Organisations



Digital Games

DFLG1

In order to promote joyful, engaging and meaningful learning, CIET, NCERT has developed a micro website showcasing various digital games and gamified learning and assessment. The website has been developed as part of the India Toy Fair-2021 and is useful for stakeholders in education including students, teachers, teacher educators, curriculum designers and policy makers.

Producer	: Prof. Indu Kumar
Director	: Prof. Indu Kumar
Editor	: Devashish Kumar Jaiswal
Graphics	: Mr. Tushar Jarodia

एक्की-दोक्की - (Ikki-Dokki)

DFLG2

यह विषय सामग्री एनसीईआरटी की कक्षा दो के हिंदी विषय के लिए निर्धारित पाठ्यपुस्तक रिमझिम (भाग-दो) के पाठ-14, नटखट चूहा से संबंधित है। यह सृजनात्मक रोचक अभिव्यक्ति कल्पनात्मक भाषाई कौशलों विकसित करने में सहायक स्रोत है। एककेसवाली और दोनकेसवाली नामक दो बहनें थीं। दोनों अपनी अम्मा और बाबा के साथ एक छोटे-घर में रहती थीं। साथ ही पाठ से संबन्धित कई रोचक गतिविधियां भी दिखाई गईं।

Producer	: Sh. Nikhil Sharma
Director	: Sh. Nikhil Sharma
Scriptwriter	: Sushri Tanu, Dr. Ram Niwas, Mrs. Jasvinder Kaur (F)
Cameraperson	: Sh. Vikrant Vikram
Editor	: Sh. Vikrant Vikram
Running Time	: 16:09



C-Cow (Aa-Aavu)

DFLG3

This is about different animals we rear in our homes. We rear a few animals to guard our house. Cows play a key role in agriculture. Even today, the people in villages earn their livelihood by rearing them and also by selling milk. Cow's milk is the best milk for children. We worship these cows as "GOMATHA".

Producer	: Dr. B. Pratap Reddy
Director	: T.S. Malleswari
Scriptwriter	: T.S. Malleswari
Cameraperson	: G Kiran Kumar
Editor	: Lukka Sreekanth
Graphics	: P. Ravibabu
Running Time	: 03:29

E-Elephant

DFLG4

This is about different animals we do not rear in our homes unlike cows, goats, dogs, cats, monkeys etc. Elephants are bigger than all the other animals. It has four legs and a tail also. What is the speciality of this Elephant? It has a big trunk, very big ears you can see and small eyes. On either side of the trunk, there are two long white tusks. In this interesting way, an elephant has been introduced.

Producer	: Dr B Pratap Reddy
Director	: M. Seethapathi Rao
Scriptwriter	: T.S. Malleswari
Cameraperson	: G Kiran Kumar
Editor	: Lukka Sreekanth
Graphics	: L. Sreekanth
Running Time	: 03:09

Digital Games
Foundational Level
Independent Filmmakers/
Institutions



Smash The Ant Mobile App

DFLI1

Smash the Ant app is very simple and designed to improve the cognitive skills in children. Children use their fingers and eyes in coordination that helps to improve their motor skills. The architecture of the app is very simple and the colour combination is also very simple.

Producer	: Dr. Yash Paul Sharma
Director	: Dr. Yash Paul Sharma
Scriptwriter	: Dr. Yash Paul Sharma
Editor	: Dr. Yash Paul Sharma

Animal Voices - Mobile App

DFLI2

Animal voices mobile app is very helpful for kids. This app helps them to know and recognizes the sounds developed by different animals. The app is very simple with no menus so that the kids use them efficiently without any problem.

Producer	: Ankita Sindhania
Director	: Ankita Sindhania
Scriptwriter	: Ankita Sindhania
Editor	: Ankita Sindhania



Ping Pong Mobile App

DFLI3

This is just a classic and simple ping pong game. This is simple and easy to play.

Producer	: Sushant Sharma
Director	: Sushant Sharma
Scriptwriter	: Sushant Sharma
Editor	: Sushant Sharma

Shivanya AR (in Hindi) Scan2Learn (in English)

DFLI4

“Shivanya AR in Hindi” and “Scan2Learn” हिन्दी एवं अंग्रेजी दोनों भाषाओं में उपलब्ध है। उक्त दोनों एप्प गुगल प्ले स्टोर पर फ्री में उपलब्ध है। उक्त दोनों एप्प मोबाइल के कैमरे का उपयोग करता है, जिसके माध्यम से उपयोगकर्ता को वर्णमाला के अनुसार 3डी मॉडल दिखाई देता है। इस एप्प में डिवाइस से किसी प्रकार की सूचनाओं का एक्सेस नहीं किया जाता है। उक्त दोनों मोबाइल एप्प का उद्देश्य केवल विद्यार्थियों को नवीन तकनीक एवं रोमांचक तरीके से अध्यापन करवाना है।

Producer	: Rimpu Singla
Director	: Rimpu Singla
Scriptwriter	: Rimpu Singla
Editor	: Rimpu Singla

Digital Games
Foundational Level
Teachers/Teacher Educators



Words Matching Game

DFLT1

The main purpose of this game is to increase the wealth of English words. Through this game, words and multiple knowledge-based words have been given in the form of Alphabets for increasing the reading and pronunciation of English language.... learning through interdisciplinary learning It's going to be pleasant... Words Matching Game also helps you increase your Marathi words vocabulary in a fun way. Every learner has his/her own way and own speed of learning. This learning session is aimed to help learners learn at their own speed with Fun Way. It Can Play On any Device.

Producer	: Amol Kisan Hankare
Director	: Amol Kisan Hankare
Scriptwriter	: Amol Kisan Hankare
Editor	: Amol Kisan Hankare

Attention Game – Scratch

DFLT2

This game is created using Scratch. Scratch is a free programming language and online community where you can create our own interactive stories, games and animations. Keeping this in mind I have created this "Attention Game". This game helps to improve the attention span of normal children and is a boon for children with Attention Deficit Hyperactive Disorder (ADHD). This game helps those children to overcome Attention Deficit and makes them learn better.

Producer	: N. Rajkumar
Director	: N. Rajkumar
Scriptwriter	: N. Rajkumar
Editor	: N. Rajkumar



Learn with Fun Games – An Android App for Young Minds

DFLT3

Playing memory games can improve brain functions, such as attention, concentration, and focus. In this memory game I have designed the game from easy to hard level. Subject knowledge of knowing animal names, bird names, English vowels, Tamil vowels, Hindi Alphabet, Numbers are also taking part in the puzzle to learn it indirectly.

Producer	: Sabarinathan S
Director	: Sabarinathan S
Scriptwriter	: Sabarinathan S
Set Designer	: Sabarinathan S
Editor	: Sabarinathan S

Shapes and Space

DFLT4

It is an android game to learn shapes and space. The game has the following concepts: Inside-outside, Top-bottom, Nearer-farther, Above-below, Bigger-smaller, Biggest- smallest, Nearest-farthest, On-under.

Producer	: Senthil.K
Director	: Senthil.K
Scriptwriter	: Senthil.K
Editor	: Senthil.K



E-Study Urdu App

DFLT5

Today is the technological age in which everyone wants to understand technology and learn and with the help of this technology everyone has made their process easier. In the new National Education Policy 2020, digital education has been given special importance. It is called the digital age where every process is being done digitally in which the field of education is not far behind. Brought to you - e-Study Urdu App.

Producer	: Samina Nazir Khalifa
Director	: Samina Nazir Khalifa
Scriptwriter	: Samina Nazir Khalifa
Editor	: Samina Nazir Khalifa

Digital Games
Preparatory Level
Teachers/Teacher Educators



Virus Warrior Game – Scratch

DPLT1

This game is created using Scratch. Scratch is a free programming language and online community where you can create our own interactive stories, games and animations. This game helps to improve the attention span of normal children and is a boon for children with Attention Deficit Hyperactive Disorder (ADHD). This game helps those children to overcome Attention Deficit and makes them learn better. And also children develop awareness about Coronavirus and develop the habit of maintaining social distance.

Producer	: N. Rajkumar
Director	: N. Rajkumar
Scriptwriter	: N. Rajkumar
Editor	: N. Rajkumar

Addition & Multiplication Challenge Game – An Android App

DPLT2

It is very important that students learn mathematics and the calculations they perform, as part of their daily life. They should enjoy learning mathematics. Usually children like to face small challenges. By using this psychological advantage, we can stimulate them to learn mathematics easily.

Producer	: Sabarinathan S
Director	: Sabarinathan S
Scriptwriter	: Sabarinathan S
Set Designer	: Sabarinathan S
Editor	: Sabarinathan S

Digital Games
Middle Level
Government Organisations



Kaun Banega Scholar

DMLG1

The objective is to make students learn in a fun way, innovative method and to create interest in science learning. Students were asked to prepare this lesson for getting an entry in this program. Students who gave answers on randomly asking questions were chosen for the quiz show.

Producer	: Ritu Chaudhary
Director	: Atul Sehgal
Scriptwriter	: Meenu Sharma
Cameraperson	: Meenu Sharma
Editor	: Meenu Sharma
Running Time	: 08:05

Coffee with Kitten- An Interactive Show

DMLG2

Coffee with Kitten- an interactive show to understand different concepts of Science. This video aims at developing creative thinking and an interaction between the animations and students to learn difficult concepts in the chapter, At the conclusion of these episodes, students will be able to compile the information sought through this engaging video due to its stimulating sounds, lively appearances and self learning motivational nature, and be able to summarize the concept in their own words.

Producer	: Ritu Chaudhary
Director	: Atul Sehgal
Scriptwriter	: Neha Bhardwaj Sharma
Editor	: Atul Sehgal
Animation	: Neha Bhardwaj Sharma
Voice Over Artist	: Neha Bhardwaj Sharma
Running Time	: 06:54



The Puppet Show – Fibre to Fabric

DMLG3

Puppets have been my favourite toys with me ever since. Puppet toys are used to stimulate conversation and encourage every child in the class to communicate making them more confident. Puppets are so much liked by the children that after the puppet show students requested me to teach how these puppets are made.

Producer	: Ritu Chaudhary
Director	: Atul Sehgal
Scriptwriter	: Pooja Gulati
Cameraperson	: Pooja Gulati
Set Designer	: Pooja Gulati
Editor	: Pooja Gulati
Animation	: Pooja Gulati
Voice Over Artist	: Pooja Gulati, Piyush, Sachin
Running Time	: 04:21

Sorting Concept – Rubber Band Game

DMLG4

This rubber band game is primarily designed to build the concept of sorting materials into groups for students of Class 6th. Students learn the concept of floating and sinking also through this game. Here, it is played with two student's Bhoomi and Palak. This game is highly engaging for the learners. It also promotes healthy competition, interaction and leads to self-evaluation.

Producer	: Ritu Chaudhary
Director	: Atul Sehgal
Scriptwriter	: Pooja Gulati
Cameraperson	: Pooja Gulati
Set Designer	: Pooja Gulati
Editor	: Pooja Gulati
Animation	: Pooja Gulati
Voice Over Artist	: Pooja Gulati, Bhoomi, Palak
Running Time	: 05:42



#Kaunbanegascholar with Santosh | Episode 1 | Ch-1 - Fasal Utpadan and Prabandhan Class 8

DMLG5

The objective is to make students learn in a fun way, innovative method and to create interest in science learning. Students were asked to prepare this lesson for getting an entry in this program. Students who gave answers on randomly asking questions were chosen for the quiz show. Students took interest in this fun way of learning program. It became popular amongst all students. All students of Govt. schools of Faridabad were keen to participate in this program.

Producer	: Ritu Chaudhary
Director	: Atul Sehgal
Scriptwriter	: Meenu Sharma
Cameraperson	: Meenu Sharma
Set Designer	: Meenu Sharma
Editor	: Meenu Sharma
Animation	: Meenu Sharma
Voice Over Artist	: Meenu Sharma
Running Time	: 08:05

Digital Games
Middle Level
Teachers/Teacher Educators



Kids Board Game

DMLT1

This is an E-Learning Board game on Multiple-Choice Questions. By playing the game the user will definitely reach a nearby point Question Mark at that time a question will be asked to the user. If he/she attempts the question correctly then the tick will go up 2 points. And if attempted incorrectly then they go back. This is a player game. Who reaches home first will win. Materials used for making: This game is made with HTML5 and JavaScript

Producer	: Amol Kisan Hankare
Director	: Amol Kisan Hankare
Scriptwriter	: Amol Kisan Hankare
Editor	: Amol Kisan Hankare
Voice Over Artist	: Amol Kisan Hankare

Word Search Game for Student

DMLT2

This game is a simple game that kids usually play on mobile. But this is an educational game. Through this game, children can gain knowledge at ease, get rid of English fear, develop vocabulary and learn new english words.

Producer	: Prajapati Rajeshumar Goradhanbhai
Director	: Prajapati Rajeshumar Goradhanbhai

Digital Games
Secondary Level
Teachers/Teacher Educators



Crack the Code to Get the Gold

DSLTI

One of the prominent reforms announced in the NEP is the initiation of classes on coding for students from class 6 onwards. Introducing coding and increasing exposure to technology at a young age will go a long way in helping the youth lead the way to a new world of innovation and creativity, thus, giving children the opportunity to set their own goals and reach new heights debarred by old teaching systems to pull them down. This game will certainly increase the motivation of students to learn coding through engagement. While playing this game students can easily learn these topics and develop interest in learning coding.

Producer	: Vineeta Garg
Director	: Vineeta Garg
Scriptwriter	: Mollika Garg
Cameraperson	: Mollika Garg
Editor	: Mollika Garg

Byte Size Video on Learning Outcomes
Foundational Level
Govenment Organisation



Byte Size Video on Learning Outcomes

Chitron Se Mitrata (चित्रों से मित्रता)

BFLG1

Based on the learning outcomes of Hindi for class 2, the video programme demonstrates the use of pictures in language teaching and learning. The various frames of the video programme highlight the engagement of the picture in form varied questions which are based on the learning outcome it caters. The video programme also highlights the questions which encourage the learner to use varied tricks for searching meaning, foster symbol sound relation and cater to personal experiences of the learners.

Producer	: Savita Sharad
Director	: Savita Sharad
Scriptwriter	: Prof. Manjula Mathur
Editor	: Amrinder Singh
Animation	: Tarkeshwar Gupta
Voice Over Artist	: Mamta Malkani
Graphics	: Tarkeshwar Gupta
Running Time	: 06:38

Byte Size Video on Learning Outcomes
Foundational Level
Teachers/Teacher Educators



Byte Size Video on Learning Outcomes

Video On Learning Outcome – Preposition

BFLT1

The main objective of this learning outcome is to make the students learn some of the prepositions like in, on, under along with some nouns. My motto is to make them learn grammar without cautious about that they are learning grammar. I always aim at learning grammatical parts with joyful songs.

Producer	: Kiruthika Devi K
Director	: Kiruthika Devi K
Scriptwriter	: Kiruthika Devi K
Editor	: Kiruthika Devi K
Running Time	: 04:59

Preposition

BFLT2

Preposition is taken from class 1 textbook preposition is explained with animation through videos along with evaluation. A preposition is a word that shows the relation between a noun or a pronoun and some words in sentence. With animation videos children can learn easily preposition in the beginner level itself. Learning outcomes is very easy in animation.

Producer	: Selvakumar G
Director	: Selvakumar G
Scriptwriter	: Selvakumar G
Cameraperson	: Selvakumar G
Set Designer	: Selvakumar G
Editor	: Selvakumar G
Animation	: Selvakumar G
Voice Over Artist	: Selvakumar G
Graphics	: Selvakumar G
Running Time	: 04:09



Let Us Learn Odd One Out with Sona Palan

BFLT3

First screen is introduction. Next two screens show similar objects. Screens 4 to 6 show objects. Out of 5 objects, 4 are similar and 1 object is different, which is the odd one out. We've used basic objects like common shapes in straight line, colours and simple animation considering short attention span of the children. All pictures, sound used are usage right free and commonly available. In stage two which we shall create next, shall use different alignment and random objects and symmetry. This video will lead to more in future.

Producer	: Rajen Palan Apoorva Palan
Director	: Sona Palan
Scriptwriter	: Sona Palan
Editor	: Rajen Palan, Sona Palan, Apoorva Palan
Running Time	: 04:23

Let Us Learn What Comes Next With Sona Palan

BFLT4

We've used basic objects like common shapes in straight line, colours and simple animation considering short attention span of the children. All pictures, sound used are usage right free and commonly available. The design of objects, shapes and colours are seen in everyday life. In stage two which we shall create next, shall use different alignment and random objects and symmetry. This video will lead to more in future.

Producer	: Rajen Palan, Apoorva Palan
Director	: Sona Palan
Scriptwriter	: Sona Palan
Editor	: Rajen Palan, Sona Palan, Apoorva Palan
Running Time	: 02:21



Byte Size Video on Learning Outcomes

Learning with Alexa Robot

BFLT5

This programme was designed based on the objective for enhancing English linguistics skills with help of AI based Alexa-a speaking robot, for enhancing vocabulary, for teaching English in an interactive and playful way.

Producer	: Nagnath Vibhute
Director	: Nagnath Vibhute
Editor	: Nagnath Vibhute
Graphics	: Nagnath Vibhute
Running Time	: 05:01

Let's Explore Learning Outcomes at Elementary Stage

BFLT6

The document, Learning Outcomes at the Elementary Stage was developed by NCERT at the national level, with inputs from stakeholders at the state and district levels. In this video I have tried my level best to show the importance of Learning Outcomes. It is very essential to know the learning outcomes to all the stakeholders especially teachers.

Producer	: Sabarinathan S
Director	: Sabarinathan S
Scriptwriter	: James Kumar K
Set Designer	: Sabarinathan S
Editor	: Sabarinathan S
Animation	: Sabarinathan S
Voice Over Artist	: Porselvi R, Sabarinathan S
Running Time	: 04:46



Class -I - Mathematics - Zero Concept (Learning Outcome)

BFLT7

Observes the concept of zero is a learning outcome taken from class one, Math Magic Textbook chapter 2. This video visualizes the concept of zero. It covers all the information in an uncomplicated manner. This video provides a fun and educational experience for students which make learning effortless and rewarding. This animated video attract children and help them to learn the concept of the zero. The summary part of the video helps the children to take a quick review of this learning outcome.

Producer	: Maheswari.K
Director	: Maheswari.K
Scriptwriter	: Maheswari.K
Cameraperson	: Maheswari.K
Editor	: Maheswari.K
Animation	: Maheswari.K
Voice Over Artist	: Maheswari.K
Running Time	: 04:57

Learning Outcomes Class 1

BFLT8

This is a memory game through which a student can gain five skills. (LSRW and MEMORY skill). This game has blocks where half of the blocks are filled with the picture and the other half with its equivalent word in uppercase and lowercase. Here he would be able to correlate between the word and the picture. We can use this game as well as online and off line mode.

Producer	: Santhalakshmi G
Director	: Santhalakshmi G
Scriptwriter	: Santhalakshmi G
Set Designer	: Santhalakshmi G
Editor	: Santhalakshmi G
Running Time	: 03:13



Byte Size Video on Learning Outcomes

Measurement

BFLT9

This Measurement video is created for Class 2 children to attain the following learning outcome on mathematics. It is made using PowerPoint and stop motion animation to help the children easily understand the concept. The difference between the Non-standard and Standard units are explained in this video.

Producer	: Chitra M
Director	: Chitra M
Scriptwriter	: Chitra M
Set Designer	: Ashwath M
Editor	: Chitra M
Voice Over Artist	: Chitra M
Running Time	: 04:17

Achieving The Learning Outcomes of Students in Hindi at the Fundamental Level with the help of Activities Based on Games for (Grade I-II)

BFLT10

This programme is about Learning Outcomes in Hindi. This programme is produced based on the objective of achieving the learning outcomes of the students at the fundamental level with the help of activity based learning. This includes explanation of adopting innovative pedagogy styles during teaching learning process in Hindi language learning classroom.

Producer	: Dr Vijay Kumar Chawla
Director	: Dr Vijay Kumar Chawla
Scriptwriter	: Dr Vijay Kumar Chawla
Editor	: Dr Vijay Kumar Chawla
Animation	: Raj Kumar
Voice Over Artist	: Dr Vijay Kumar Chawla
Graphics	: Raj Kumar
Running Time	: 05:00



My Morning Routine

BFLT11

Learning Outcomes at the Elementary Stage – NCERT (Class 2: English) : expresses verbally her or his opinion and asks questions about the characters, storyline, etc. in English or home language. The video will be made presentable with attractive visuals and sound effect.

Producer	: O P Jindal School, Raigarh
Director	: Neeta Mohla
Scriptwriter	: Neeta Mohla
Editor	: Neeta Mohla
Running Time	: 04:37

Byte Size Video on Learning Outcomes
Preparatory Level
Teachers/Teacher Educators



LO – Solving Comprehension Questions

BPLT1

The main aim of this learning outcome is to make the children reads text with comprehension, locates details and sequence of events. Through this video, the students can understand the tips and tricks to solve questions and they get to know how to find out the clue word for their answers.

Producer	: Kiruthika Devi K
Director	: Kiruthika Devi K
Scriptwriter	: Kiruthika Devi K
Editor	: Kiruthika Devi K
Running Time	: 04:59

Properties of Cuboid

BPLT2

This is an educational video to understand the basic concepts and “Properties of CUBOID”. This video will help the students to know the 3 dimensions of cuboid – length, width and height. And also, it will visualise the “Properties of Cuboid” – 6 faces (or) 6 sides, 12 edges and 8 vertices. Finally, it is an attempt to create a video fully with the help of “Animation” in MS-PowerPoint and voice-over in Audacity.

Producer	: S Raja
Director	: S Raja
Scriptwriter	: S Raja
Editor	: S Raja
Animation	: S Raja
Voice Over Artist	: S Raja
Running Time	: 04:59



Properties of Cube

BPLT3

This is an educational video to understand the basic concepts and “Properties of CUBE”. This video will help the students to know the 3 dimensions of cube – length, width and height. And also, it will visualise the “Properties of Cube” – 6 faces (or) 6 sides, 12 edges and 8 vertices. Finally, it is an attempt to create a video fully with the help of “Animation” in MS-PowerPoint and voice-over in Audacity.

Producer	: S Raja
Director	: S Raja
Scriptwriter	: S Raja
Editor	: S Raja
Animation	: S Raja
Voice Over Artist	: S Raja
Running Time	: 05:00

Halves and Quarters

BPLT4

The teacher explains about the most fundamental of fraction by a rectangle picture as a WHOLE. And by dividing the rectangle into four equal parts. Then the teacher explains, there are four equal parts and I am going to select one of those equal parts. Then she poses question, What is the part, that is shaded?. By introducing like this, she introduces the concept of fraction.

Producer	: Nithiya M
Director	: Nithiya M
Scriptwriter	: Nithiya M
Editor	: Nithiya M
Voice Over Artist	: Nithiya M
Running Time	: 03:25



पेड़ों का महत्व - (Importance of Trees)

BPLT5

इस वीडियो में पेड़ों का महत्व समझाने का प्रयास किया गया है। यदि हम प्रकृति को नुकसान पहुँचाने का प्रयास करेंगे तो हम सभी का जीवन खतरे में पड़ जाएगा। वीडियो में बच्चे अपनी शिक्षिका द्वारा दी गई सीख को ध्यान में रखकर पेड़ को बचाने की कोशिश करते हैं। जो लोग पेड़ काटने वाले हैं उनको पेड़ों का महत्व समझाकर काटने से रोकते हैं एवं स्वयं की जान की परवाह न करते हुए पेड़ों की रक्षा करते हैं।

Producer	: Laxmi Jain
Director	: Laxmi Jain
Scriptwriter	: Laxmi Jain
Cameraperson	: Laxmi Jain
Set Designer	: Laxmi Jain
Editor	: Laxmi Jain
Animation	: Laxmi Jain
Voice Over Artist	: Laxmi Jain
Graphics	: Laxmi Jain
Running Time	: 02:21

Types of Triangle

BPLT6

Triangle is a lesson from class 5 Maths NCERT book. The lesson is explained with visuals through animation through videos along with evaluation. The content objective of the video lesson is about uses of triangle in daily life and types of triangle. All types of triangle are explained through visual animation.

Producer	: Selvakumar G
Director	: Selvakumar G
Scriptwriter	: Selvakumar G
Cameraperson	: Selvakumar G
Set Designer	: Selvakumar G
Editor	: Selvakumar G
Animation	: Selvakumar G
Graphics	: Selvakumar G
Running Time	: 03:32



सिक्कों की खनखनाहट - (Tinkle of Coins)

BPLT7

इस वीडियो में, मैंने उन्हें एक मुगल युग का सिक्का दिखाया है जो तांबे से बना है और वजन में काफी भारी और आकार से बहुत अनियमित है। मैंने उन्हें स्वतंत्रता के बाद के युग के कुछ सिक्के दिखाए, लेकिन जो अब 1 पैसे, 3 पैसे, 10 पैसे, 20 पैसे, 50 पैसे, आदि जैसे उपयोग में नहीं हैं, बाद में वीडियो में मैंने उन्हें हांगकांग और सिंगापुर के कुछ सिक्के दिखाए। उन्हें दिखाया कि वे हमारे देश के सिक्कों से कैसे भिन्न हैं। मैंने अब मूल रूप से सिक्कों के बीच अंतर करने की कोशिश की है।

Producer	: Shipra Girdhar
Director	: Shipra Girdhar
Scriptwriter	: Shipra Girdhar
Set Designer	: Shivangi Girdhar
Editor	: Mohanish
Running Time	: 04:23

Khatm Ho Gaya To....?

BPLT8

This video is based on learning outcome of EVS Subject of class 5 (NCERT). Lesson number-12 has been taken for reference. The content is explained through a poem since it is a well known psychological fact that children learn much better when taught a concept through poetry since it is in rhyming form. This is based on my self composed poem 'Indhan' which has also been published in 'Prathmik Shikshak' Journal of NCERT (April, 2019).

Producer	: Ms Chetna Jathol
Director	: Ms Chetna Jathol
Scriptwriter	: Ms Chetna Jathol
Editor	: Dr Pargat Singh Jathol
Voice Over Artist	: Ms Chetna Jathol
Running Time	: 03:18



The Two Pots

BPLT9

This video contains the animated story 'The two pots'. This animated video content is taken from 3rd standard, first term English book. There are two pots. They are friends. Mud pot was warned not to go deep. The brass pot got stuck in the deep part of the river. This story is about how the mud pot rescues his friend from the river.

Producer	: Rajendran P
Director	: Rajendran P
Scriptwriter	: Rajendran P
Cameraperson	: Rajendran P
Set Designer	: Rajendran P
Editor	: Rajendran P
Animation	: Rajendran P
Running Time	: 03:56

Learning Outcomes

BPLT10

This video is to explain the Learning Outcomes spelt out to each classes by NCERT. This video is created by mobile clip and simple animation and explains about the importance and need of Learning Outcomes.

Producer	: N.Rajkumar
Director	: N.Rajkumar
Scriptwriter	: N.Rajkumar
Cameraperson	: N.Rajkumar
Editor	: N.Rajkumar
Animation	: N.Rajkumar
Voice Over Artist	: A.Suganthi
Graphics	: N.Rajkumar
Running Time	: 05:00



Byte Size Video on Learning Outcomes

Ebony & Ivory

BPLT11

A video will be produced based on the pedagogy of learning English through songs. First, a karaoke video of the song will be shared with selected students who will shoot their own videos, singing the song at home. The song will also be recorded by an accomplished playback singer among the student. The individual student videos will then be compiled and edited using Advanced features of Windows Power Point and other apps like Microsoft Photos. A variety of videos will be presented for the same lyrics to make them appealing visually. Footage of last session and online sessions of the current session will be also inserted to motivate the students.

Producer	: O P Jindal School
Director	: Neeta Mohla
Scriptwriter	: Neeta Mohla
Cameraperson	: Neeta Mohla, Rimpa Banerjee, Parents of Students (Various)
Editor	: Neeta Mohla, Tanushri A Banerjee
Voice Over Artist	: Neeta Mohla
Running Time	: 04:58

Byte Size Video on Learning Outcomes
Middle Level
Government Organisations



Byte Size Video on Learning Outcomes

Kheti Ki Shuruaat

BMLG1

प्रारंभिक खोजों और आविष्कारों में से एक महत्वपूर्ण खोज है खेती। प्रागैतिहासिक मानव जंगली जानवरों का शिकार करते थे, मछलियाँ और पंखी पकड़ते थे। फल, कंदमूल, गिरियां, बीज पत्तियाँ, डंठल और अंडे आदि एकत्रित करते थे। लगभग 10,000 वर्ष पहले, विश्व की जलवायु में महत्वपूर्ण बदलाव हुआ। इनके कारण अनेक क्षेत्रों में घास स्थलों का विकास हुआ। अन्य प्रारंभिक खोजों और आविष्कारों जैसे 'आग की खोज' और 'पहिये का आविष्कार' की तरह 'खेती की शुरुआत' कैसे हुई यह निश्चित तौर पर कहना मुश्किल है। प्रस्तुत वीडियो में खेती की शुरुआत के इसी परिपेक्ष्य का विवरण है।

Producer	: Prof. Indu Kumar
Director	: Prof. Indu Kumar
Scriptwriter	: Prof. Indu Kumar
Set Designer	: Prof. Indu Kumar
Editor	: Mr. Rishabh
Running Time	: 03:41

Demonstration of White Light Experiment with A Newton's Disc

BMLG2

This video aims at developing cognitive skills in students as they will investigate what colors make up white light by exploring light through Newton's disc. The teacher demonstrated this activity while explaining all the objectives and steps, and the student followed it by constructing his Newton's Disc and connecting it with a switch and battery which was way more interactive and interesting to watch.

Producer	: Ritu Chaudhary
Director	: Atul Sehgal
Scriptwriter	: Neha Bhardwaj Sharma
Cameraperson	: Neha Bhardwaj Sharma
Set Designer	: Neha Bhardwaj Sharma
Editor	: Atul Sehgal
Graphics	: Atul Sehgal
Running Time	: 04:49



Saksham Quiz 2020

BMLG3

Saksham quiz primarily aims at self assessment of a learner. Questions are designed in such a way that it encourages people self creativity. Child get instant feedback on responses. It is a quick and informal assessment of students knowledge. It was an interactive quiz .The sound effects were amazing and student finds it very engaging. The students are given the scores instantly at the end of the quiz. The student is in a better position to check how far they are become competent, Saksham in the content assessed.

Producer	: Ritu Chaudhary
Director	: Atul Sehgal
Scriptwriter	: Pooja Gulati
Editor	: Pooja Gulati
Voice Over Artist	: Pooja Gulati
Running Time	: 04:18

Sprouts Making LO Based Activity

BMLG4

The aim of sprouts making activity video is to demonstrate children the concept of how seeds are germinated to make plants and to make them learn the importance of taking sprouts in daily diet. Students are encouraged to perform the same and capture a video demonstrating the sprouts making .Best submission is then published on the YouTube Shikshit Haryana channel.

Producer	: Ritu Chaudhary
Director	: Atul Sehgal
Scriptwriter	: Pooja Gulati
Cameraperson	: Pooja Gulati
Set Designer	: Pooja Gulati
Editor	: Pooja Gulati
Animation	: Pooja Gulati
Voice Over Artist	: Pooja Gulati
Running Time	: 04:27

Byte Size Video on Learning Outcomes
Middle Level
Teachers/Teacher Educators



Division of Integer

BMLT1

We have learnt how to divide one positive integer by another. We also know that the quotient of such a division may be an integer. We know that about integers. Form this video we will learn about division of integers from maths textbook of 7th standard.

Producer	: Ajay Mahadev Kale
Director	: Ajay Mahadev Kale
Scriptwriter	: Ajay Mahadev Kale
Cameraperson	: Ajay Mahadev Kale
Editor	: Ajay Mahadev Kale
Running Time	: 05:00

The Universe and Solar System

BMLT2

Our earth let us see what are the things present in the earth. trees, animals, birds, insects, and humans. There are many living things live on the earth that's why globe expressed as Biosphere. How does earth forms? How does it appear in sky? is earth alone present in the world or any other things exist along with the earth?

Producer	: Jeyasri.P
Director	: Jeyasri.P
Scriptwriter	: Jeyasri.P
Editor	: Jeyasri.P
Animation	: Jeyasri.P
Voice Over Artist	: Jeyasri.P
Running Time	: 04:57



Byte Size Video on Learning Outcomes

Inside Our Earth

BMLT3

Among the eight planets in solar system the earth is the only planet known to possess life. Have you ever wondered what lies inside the earth? Just like an onion, the earth is made up of several layers.

Producer	: Prabhakaran M
Director	: Prabhakaran M
Scriptwriter	: Prabhakaran M
Editor	: Prabhakaran M
Running Time	: 02:25

Gomu Maherla Jate Ho Nakhawa

BMLT4

The poem was sung by the students in groups as well as individually with gestures. Poems were presented by the students to see if the students were performing poetry. The students wore nice costumes, hairstyles, colours. The students prepared the material required for the presentation of the poem. The poem Gomu Maherla jate ho Nakhawa was performed by the students with ascents and descents. Yash Patil has played the tabla. Choreography is done by student Shruti Jadhav. Photography by Sunil Goma Patil.

Producer	: Ajay Limbaji Patil
Director	: Ajay Limbaji Patil
Scriptwriter	: Ajay Limbaji Patil
Cameraperson	: Sunil Patil
Editor	: Akash Ajay Patil
Running Time	: 04:59



Graph

BMLT5

Graph with animation taken from class seventh std from NCERT book. This video is explained with visual animation through powerpoint animation. This video helps children to learn through animation from history of rene Descartes to up to basic knowledge of graph through animations .coordinate system and four types of quadrants in graph with points to mark and make a line to draw a shape .marking the vertical line and horizontal line in graph is easy to understand through animation.

Producer	: Selvakumar G
Director	: Selvakumar G
Scriptwriter	: Selvakumar G
Cameraperson	: Selvakumar G
Editor	: Selvakumar G
Animation	: Selvakumar G
Graphics	: Selvakumar G
Running Time	: 03:56

Leapyear

BMLT6

Leap year is a lesson taken from class 6 maths text book. Leap year is explained with visual animation through video along with evaluation. This video narrates about leap year with animation to learn quickly and understand about the concept based like byju learning. but the animation is done by the powerpoint, leap year sums explained in animation.

Producer	: Selvakumar G
Director	: Selvakumar G
Scriptwriter	: Selvakumar G
Cameraperson	: Selvakumar G
Set Designer	: Selvakumar G
Editor	: Selvakumar G
Animation	: Selvakumar G
Graphics	: Selvakumar G
Running Time	: 04:42



Area of Triangle

BMLT7

In this video Student know the area of rectangle. With the help of the video student can learn the formula of area of triangle. Students learn that the formula for the area of a triangle is $1/2$ times base times height. With the help of this video he can calculate the area of any triangle.

Producer	: Amol Hankare
Director	: Amol Hankare
Scriptwriter	: Amol Kisan Hankare
Set Designer	: Amol Hankare
Editor	: Amol Kisan Hankare
Running Time	: 05:01

Rolling Friction

BMLT8

Rolling friction is a frictional force that helps in moving any heavy objects easily. To move any objects the rollers are used to reduce the amount of friction in between the objects surface and the another surface. In daily life situations there are some many rollers are applied like skating shoes, potters in railway station uses rollers, in office chairs.

Producer	: P Ramakrishna Rao
Director	: P Ramakrishna Rao
Scriptwriter	: P Ramakrishna Rao
Cameraperson	: P Ramakrishna Rao
Set Designer	: P Ramakrishna Rao
Editor	: P Ramakrishna Rao
Voice Over Artist	: P Ramakrishna Rao
Running Time	: 01:49



Noun

BMLT9

Common noun, proper noun. On general reading of any paragraph enters in special points through minute observation and finds proper conclusion from it...

Producer	: Pratibha Kshirsagar- Kadam
Director	: Santosh Kendre
Scriptwriter	: Jatin Kadam
Editor	: Pratibha Kshirsagar- Kadam
Running Time	: 05:14

Paper Chromatography-A Separation Technique

BMLT10

Paper Chromatography is a part taken from the class VII, Lesson 14- Elements, Compounds and Mixtures, of the General Science Text book of Maharashtra State Board Curriculum. It explains the technique of paper chromatography using an animated video. In this video the central character 'Chromatography paper' describes how to carry out the separation of the components of a coloured substance by chromatography process. The content objective of this video lesson is to introduce students to the concept of separation of components of a mixture using paper chromatography method.

Producer	: Tanuja Prakash Parulekar
Director	: Tanuja Prakash Parulekar
Scriptwriter	: Tanuja Prakash Parulekar
Cameraperson	: Tanuja Prakash Parulekar
Set Designer	: Tanuja Prakash Parulekar
Editor	: Tanuja Prakash Parulekar
Animation	: Tanuja Prakash Parulekar
Voice Over Artist	: Tanuja Prakash Parulekar
Running Time	: 05:00



Byte Size Video on Learning Outcomes

Lecture 1 Force and Pressure

BMLT11

The main objective is to make student learn about force and pressure with good examples and explanations. In order to make student understand about force and pressure and teach them the definition of force and pressure. Students took interest in making notes and did the activity at home and hence were able to completely define force and pressure.

Producer	: Ritu Chaudary
Director	: Atul Sehgal
Scriptwriter	: Meenu Sharma
Editor	: Meenu Sharma
Running Time	: 04:26

Construction and Working of Electroscope

BMLT12

This is a byte video on learning outcome in which the making and demonstration of electroscope is explained. Students of Class 8th constructed an electroscope from simple materials available in her surroundings. In addition to that, earthing of electric charges was also explained well in this video.

Producer	: Kolllati Surya Sravani
Director	: Koppiseti Venkatarao
Scriptwriter	: Koppiseti Venkatarao
Cameraperson	: Kolllati Surya Sravani
Set Designer	: Kolllati Surya Sravani
Editor	: Koppiseti Venkatarao
Voice Over Artist	: Garaga Latha
Graphics	: Koppiseti Venkatarao
Running Time	: 04:50



Quick Response

BMLT13

In this new age world, New technology is being invented and used everyday. True purpose of education is the implementation of knowledge. The more interactive way of imparting knowledge, the more is the retention of knowledge. QR Code serves its purpose of interacting and imparting knowledge in an interesting way.

Producer : Mohd Arshan Khan
Director : Sheikh Akram
Scriptwriter : Mohd Arshan Khan
Editor : Sheikh Akram
Running Time : 02:10

स्वच्छ गणवेश – (Swachh Ganvesh)

BMLT14

This programme is about a girl who holds high principles and presents the example of it in the competition. Her high values & principles are appreciated in the competition.

Producer : Hirdesh Dev Goswami
Director : Hirdesh Dev Goswami
Scriptwriter : Hirdesh Dev Goswami
Cameraperson : Kalicharan
Editor : Pranesh Bhushan Mishra
Running Time : 03:29



Byte Size Video on Learning Outcomes

Parts of Speech

BMLT15

This is an educational video to understand the basic concepts in “Parts of Speech”. This video will help the students to understand the meaning of Parts of speech – kind of a word, job titles given for a word and job of a word. It is an attempt to create a video fully with the help of “Animation” in MS-PowerPoint and voice over in Audacity.

Producer	: S Raja
Director	: S Raja
Scriptwriter	: S Raja
Editor	: S Raja
Animation	: S Raja
Voice Over Artist	: S Raja
Running Time	: 05:00

Poem Creation

BMLT16

This document contains the short detail of the Byte video. This byte video is based on learning outcomes. NCERT 6th standard learning outcome – Recites and shares poem. This video is helpful to teach poem recitation . All the students try recite new poems. This video helps our students to think creatively.

Producer	: J.Anita Rubavathy Rachel
Director	: J.Anita Rubavathy Rachel
Scriptwriter	: J.Anita Rubavathy Rachel
Editor	: J.Anita Rubavathy Rachel
Voice Over Artist	: J.Christlyn Jenita and J.Blessy
Running Time	: 03:00



Photosynthesis

BMLT17

Photosynthesis is a Greek word, wherein 'photo' means light (sunlight), 'synthesis' means putting together. PHOTO SYNTHESIS is the process that the plants prepare their own food in the presence of SUNLIGHT, using WATER (H₂O) with Carbon-di-oxide (CO₂) and makes Starch with releasing Oxygen (O₂).

Producer	: Leena Jain
Director	: S Purushothaman
Scriptwriter	: Purushothaman
Editor	: Leena Jain
Running Time	: 02:14

Srinivasa Ramanujan Magic Square

BMLT18

Srinivasa ramanujan iyenger was a great Indian mathematician one of his magic square is described from class 9 NCERT maths book. This video is explained through visuals concept through videos along with evaluation. The content objective of the video lesson is about how the magic square works importance of magical concept with the evaluation. This video explains with date of birth of srinivasa ramanujan magic square with lot of outcomes as a total 139, with this I tried my date of birth and outcomes as 117.

Producer	: Selvakumar G
Director	: Selvakumar G
Scriptwriter	: Selvakumar G
Set Designer	: Selvakumar G
Editor	: Selvakumar G
Animation	: Selvakumar G
Graphics	: Selvakumar G
Running Time	: 03:49



Introduction to Solar System

BMLT19

This video visualised all the members of our solar system in 3D. Since 3D is a new concept and students accept it due to its self explaining nature. It is also necessary to make available of student friendly contents in our repository to make the classroom more effective. For that purpose I took this topic and created the video content for students.

Producer	: Kangkan Kishor Dutta
Director	: Kangkan Kishor Dutta
Scriptwriter	: Kangkan Kishor Dutta
Set Designer	: Kangkan Kishor Dutta
Editor	: Kangkan Kishor Dutta
Animation	: Kangkan Kishor Dutta
Voice Over Artist	: Kangkan Kishor Dutta
Running Time	: 05:12

Byte Size Video on Learning Outcomes
Secondary Level
Independent Filmmakers/
Institutions



पुष्प की आकारिकी - (Floral Morphology)

BSLII

पुष्प की आकारिकी विडियो के माध्यम से कक्षा दसवीं एवं ग्यारहवीं के अंतर्गत पुष्प की आकारिकी से पुष्प के विभिन्न भागों को प्रदर्शित करने के साथ साथ उनके प्रत्येक भाग के कार्यों को प्रदर्शित किया है। इस विडियो के माध्यम से यह भी बताया गया है कि विद्यार्थी कैसे पुष्प के विभिन्न भागों - बाह्यदल, दल, पुमंग, जायांग जैसे नामों को क्रमवार याद कर सके। हमारा विश्वास है कि यह विडियो छात्रों की लिए बहुत ही उपयोगी शाबित होगा।

Producer	: Hukam Chand Choudhary
Director	: Kiran Mishra
Scriptwriter	: Hukam Chand Choudhary
Editor	: Kiran Mishra
Running Time	: 04:29

Byte Size Video on Learning Outcomes
Secondary Level
Teachers/Teacher Educators



Byte Size Video on Learning Outcomes

Video on How I Archived Learning Outcomes through Project Based Learning

BSLT1

My video explains that how I used Project based Learning in my subject business Studies for class 11 and 12 to achieve learning outcomes.

Producer	: Mamta Narula
Director	: Mamta Narula
Scriptwriter	: Mamta Narula
Editor	: Mamta Narula
Running Time	: 04:38

Melting Point of Wax

BSLT2

Communicates the findings and conclusions effectively. Such as those derived from experiments, activities and projects both in oral and written form using appropriate figures, tables, graphs, and digital forms etc.

Producer	: Gomathi Selvi M
Director	: Gomathi Selvi M
Scriptwriter	: Gomathi Selvi M
Cameraperson	: Gomathi Selvi M
Editor	: Gomathi Selvi M
Animation	: Gomathi Selvi M
Voice Over Artist	: Gomathi Selvi M
Graphics	: Gomathi Selvi M
Running Time	: 04:59



Separation of Mixtures

BSLT3

Applies scientific concepts in daily life and solving problems. Many mixtures contain useful substances mixed with unwanted material. In order to obtain these useful substances, chemists often have to separate them from the impurities. The choice of a particular method to separate components of a mixture will depend on the properties of the components of the mixture as well as their physical states. The different separation processes are given below table.

Producer	: Gomathi Selvi M
Director	: Gomathi Selvi M
Scriptwriter	: Gomathi Selvi M
Cameraperson	: Gomathi Selvi M
Editor	: Gomathi Selvi M
Animation	: Gomathi Selvi M
Voice Over Artist	: Gomathi Selvi M
Graphics	: Gomathi Selvi M
Running Time	: 04:56

Mitosis Cell Division

BSLT4

After this lesson, students will be able to describe why cells in the body undergo mitosis, list the steps of mitosis: prophase, metaphase, anaphase and telophase, briefly describe what takes place in each phase.

Producer	: Purushothaman S
Director	: Leena Jain
Scriptwriter	: Leena Jain
Editor	: Purushothaman S
Running Time	: 04:53



Byte Size Video on Learning Outcomes

Digestive System

BSLT5

इस विडियो के माध्यम से कक्षा दसवीं एवं कक्षा ग्यारहवीं के बहुत ही महत्वपूर्ण टॉपिक जैविक प्रक्रिया के अंतर्गत मानव शरीर के पाचन एवं पाचन तंत्र को स्पष्ट करने का प्रयास किया है। मानव पाचन तंत्र की सम्पूर्ण प्रक्रिया को बहुत ही आसान तरीके से समझाने का प्रयास किया गया है। परम्परागत तरीके से ब्लैक बोर्ड पर पढ़ाते हुए रचनात्मकता का लाने का काम भी इस विडियों में किया गया है। कक्षा 10 व 11 के छात्रों के लिए यह विडियों बहुत ही महत्वपूर्ण है।

Producer : Kiran Mishra
Director : Hukam Chand Chaudhary
Scriptwriter : Kiran Mishra
Editor : Hukam Chand Chaudhary
Running Time : 04:46

Byte Size Video On Learning Outcomes Pollution

BSLT6

In this Byte Size video, I have encapsulated a two-way system by which we can make peer learning as well assess one's learning outcomes. Pollution is the key topic given to the students for their classroom presentation. This process involved three parts namely preparation, presentation, and assessment.

Producer : William P
Director : William P
Scriptwriter : William P
Editor : William P
Running Time : 04:32



Learning Outcome - An Understanding

BSLT7

An Understanding is a documentary film prepared with the help of teachers and students. This initiative is just an overview to look deep into the subject. All the teachers and students are from Government School. Even the Producer, Director, Cameraman, Editor all are the members of the Innovative Maths and Science VIPNET Club Nainital. This is the film of a creative concept to enhance the curiosity for knowing more about the Learning Skills among students and teachers.

Producer	: Dr Himanshu Pandey
Director	: Mrs Deepa Pandey
Scriptwriter	: Deepa Pandey
Editor	: Smriti Pandey
Voice Over Artist	: Anjali
Graphics	: Bhuwan Bhatt
Running Time	: 04:56

Basic Concepts of Geography with Respect to Solar System

BSLT8

This programme (audio video) is developed for the purpose of providing knowledge and understanding to the students about basic concepts of Geography (with special emphasis on Solar System).

Producer	: Dr. Deepika Kohli
Director	: Dr. Deepika Kohli
Scriptwriter	: Dr. Deepika Kohli
Cameraperson	: Dr. Deepika Kohli
Set Designer	: Dr. Deepika Kohli
Editor	: Dr. Deepika Kohli
Animation	: Dr. Deepika Kohli
Voice Over Artist	: Dr. Deepika Kohli
Running Time	: 36:38



विद्यया ऽ मृतमश्नुते



एन सी ई आर टी
NCERT

Central Institute of Educational Technology
National Council of Educational Research and Training
Sri Aurobindo Marg, New Delhi - 110016

Ph. 011-26864801- 810, 01126962580, Fax: 011 26864141

Email : aiceavf.prd@ciet.nic.in

Website : www.ciet.nic.in