

National ICT Awards for School Teachers 2018-2019

NIC-SSC-UM-0.1

State /UT/Organization Selection Committee User Manual

For

**Central Institute Of Educational Technology (CIET)
National Council of Educational Research and Training (NCERT),
Department of School Education & Literacy,
Ministry of Education,
Government of India**

Prepared by

**School Education Division
National Informatics Centre
Ministry of Electronics & Information Technology
Government of India
Oct 2020**

No part of this publication may be reproduced in any form, in an electronic retrieval system or otherwise, without the prior written permission of NIC.

Contents

1	Introduction	4
1.1	National ICT Awards for School Teachers 2018-2019	4
1.2	Scope of Document	4
1.3	Contact	4
2	Steps to follow in State/UT/Organisation Selection procedure	5
3	Getting Started	5
3.1	Site URL	5
3.2	Login to the website/portal	5
3.2.1	Step 1	5
	Click on Login/ Registration section	5
3.2.2	Step 2	5
3.2.3	Step 3	6
3.2.4	Step 4	6
4	Dashboard	7
5	Top Menu	7
6	Step-by-Step Selection Process	7
6.1	Add/ Update Committee Members Profile	7
6.1.1	Step 1	7
6.1.2	Step 2	7
6.2	Listing Final Submitted Applications	8
6.2.1	Step 1	8
6.2.2	Step 2	8
6.2.3	Step 3	9
6.2.4	Step 4	9
6.2.5	Step 5	10
6.2.6	Step 6	10
7	Evaluate Applicants	11
7.1	Step 1	11
7.2	Step 2	11
7.3	Step 3	11
7.4	Step 4	12
8	Approve Applicants	12

8.1	Step 1	13
8.2	Step 2	13
8.3	Step 3	13
8.4	Step 4	14
9	Vigilance Certificate	14
9.1	Step 1	14
9.2	Step 2	14
9.3	Step 3	15
9.4	Step 4	15
10	Emergency Contact Detail	16
11	Evaluation Matrix.....	17

1 Introduction

In order to motivate teachers and teacher educators to use ICT in schools and teacher education in a big way, National Awards for the Teachers using ICT would be given away to 90 teachers every year. A selection process will be followed for short-listing and recommendation of required number of awardees to MHRD, Government of India. In all 90 ICT awards are instituted by Government of India for different States/UTS and seven autonomous bodies/organizations under MHRD. The award proposes to felicitate those teachers who have enhanced student learning by effectively and innovatively integrating technology supported learning into the school curriculum and subject teaching using ICT amongst students. Teachers of Primary, Upper Primary, Secondary, and Higher Secondary Schools from different educational organizations are eligible for nomination under the scheme.

1.1 National ICT Awards for School Teachers 2018-2019

Up to year 2017 the National ICT Award for School Teachers was processed offline. Schools will send detailed entries in the prescribed format along with supporting documents to the Directorate of Education of the States/UTs through the District Education Officer. The Directorate of Education with the help of a State level Committee headed by Secretary Education will scrutinize all the entries and shortlist the candidates and forward to CIET, NCERT, New Delhi for further action.

Now for the year 2018 and 2019, the selection process is fully automated and online applications filled by the teachers with supporting documents will be scrutinized by the State/UT Selection Committee and marks will be given for Objective Criteria and Criteria replies based on the teacher's performance. Then final merit list with total marks obtained by the teachers will be automatically generated and SSC will select the meritorious teachers, based up on the online merit list for the National ICT Awards for their State/ UT for either year 2018 or 2019.

1.2 Scope of Document

This document is a user manual for State/UT/Organization Selection Committee giving a step by step online elevation and selection process.

1.3 Contact

For any technical issues:

Land line : +91 11 2696 2580

Fax: +91 11 2686 4141

Toll Free : 1800111265, 1800112199 (Toll Free)

email: **ict-award@ncert.nic.in**

2 Steps to follow in State/UT/Organisation Selection procedure

1. Open the National ICT Awards for School Teachers website
2. Login to the SSC application with your State/UT/Organization login credentials, as ICT Authority
3. Change login Password
4. Selection Process Dashboard will open and SSC may follow the top menu for step by step activities.
5. Add /Update Committee Members Profile
6. Listing Final Submitted Applications (Listing /Downloading /Printing)
7. View/ Download online application, Download enclosed Documents
8. Evaluate Application
9. Approve Application for either for year 2018 or 2019
10. Generation of recommendation and Vigilance Clearance & Integrity Certificate
11. Upload Committee recommendation certificate.

3 Getting Started

3.1 Site URL

Open the National ICT Awards for School Teachers Website <https://ictaward.ncert.gov.in>

3.2 Login to the website/portal

3.2.1 Step 1

Click on Login/ Registration section



3.2.2 Step 2

Select “**ICT Authority**” option from drop down on Login page

[New Registration](#)
[Home Page](#)

LOGIN

ICT Authority
▼

Login Id

Password

Captcha

lyt6uR

↺

Login

[Forgot Password ?](#)

Enter Login id, Password and Captcha code. Click on Login button.

3.2.3 Step 3

If user First time login into portal, then there is a **Change Password** screen for change password.

Change Password

Kindly create password in the following patterns as mention below :

- password length must be minimum 8 characters
- at least one upper case letters : (A-Z)
- at least one lower case letters : (a-z)
- at least one number : (0-9)
- at least one special characters: ! % & @ # \$ ^ * ? _ - < > [{ } |

Old Password *

New Password *

Confirm New Password *

Update Password

3.2.4 Step 4

Committee can change password anytime from 'Change password' option in the Menu

Change Password

Kindly create password in the following patterns as mention below :

- password length must be minimum 8 characters
- at least one upper case letters : (A-Z)
- at least one lower case letters : (a-z)
- at least one number : (0-9)
- at least one special characters: ! % & @ # \$ ^ * ? _ - < > [{ } |

Old Password *

New Password *

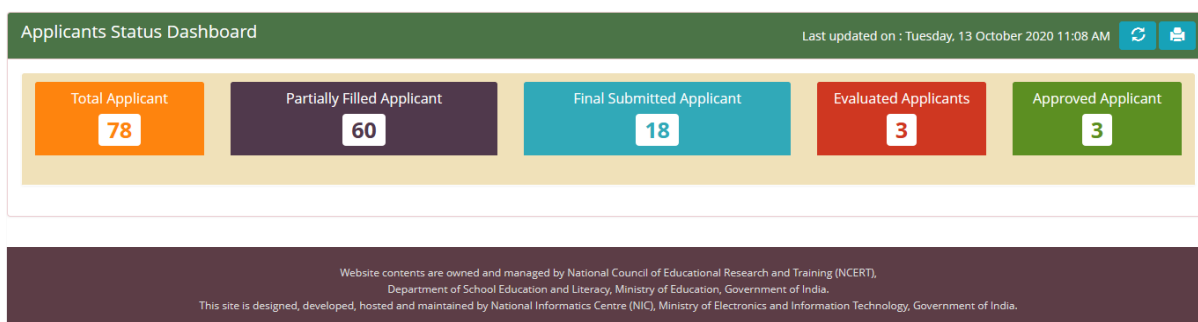
Confirm New Password *

Update Password

4 Dashboard

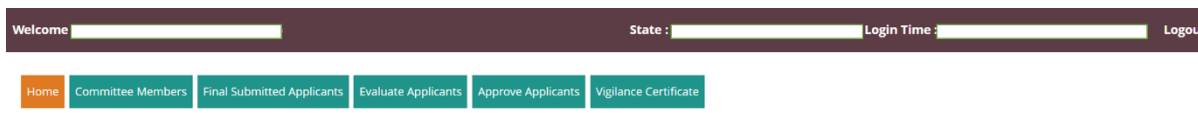
After authentication, a dashboard will be displayed, informing:

- Total Number of Applicant Registered from the State
- Number of Partially filled Applications
- Number of applications Finally Submitted
- Number of final submitted applicants
- Number of applications evaluated by the State/UT/Organisation Selection Committee
- Total number of applications approved by the committee for both the years of selection (ie. 2018 & 2019)



5 Top Menu

On top the dashboard, The top menu options are visible.



State/UT/Organisation Committee may follow the top menu for step by step activities.

6 Step-by-Step Selection Process

6.1 Add/ Update Committee Members Profile

6.1.1 Step 1

Click on “Committee Members” in the top Menu



6.1.2 Step 2

Add committee members profile in following screen.

6.1.2.1 a. State /UT Committee Members Add/Update Screen:

COMMITTEE MEMBERS				
Secretary (School Education) or a nominee as Chairperson				
Name *	Designation *	Mobile No. *	E-mail *	
<input type="text"/>	<input type="text"/>	<input type="text"/>	<input type="text"/>	<input type="button" value="Save"/>
SPD (Samagra Shiksha) or a nominee				
Name *	Designation *	Mobile No. *	E-mail *	
<input type="text"/>	<input type="text"/>	<input type="text"/>	<input type="text"/>	<input type="button" value="Save"/>
Director, SCERT / SIE or a nominee				
Name *	Designation *	Mobile No. *	E-mail *	
<input type="text"/>	<input type="text"/>	<input type="text"/>	<input type="text"/>	<input type="button" value="Save"/>
One expert in the field of ICT nominated by Secretary (School Education)				
Name *	Designation *	Mobile No. *	E-mail *	
<input type="text"/>	<input type="text"/>	<input type="text"/>	<input type="text"/>	<input type="button" value="Save"/>
One expert in the field of ICT nominated by Secretary (School Education)				
Name *	Designation *	Mobile No. *	E-mail *	
<input type="text"/>	<input type="text"/>	<input type="text"/>	<input type="text"/>	<input type="button" value="Save"/>

6.1.2.2 b. Organization Committee Members Add/Update Screen:

COMMITTEE MEMBERS				
Chairperson/ Director/ Commissioner/ Head of the Organization as Chairperson				
Name *	Designation *	Mobile No. *	E-mail *	
<input type="text"/>	<input type="text"/>	<input type="text"/>	<input type="text"/>	<input type="button" value="Save"/>
One officer from the Organization nominated by the Chairperson				
Name *	Designation *	Mobile No. *	E-mail *	
<input type="text"/>	<input type="text"/>	<input type="text"/>	<input type="text"/>	<input type="button" value="Save"/>
One expert in the field of ICT nominated by the Chairperson				
Name *	Designation *	Mobile No. *	E-mail *	
<input type="text"/>	<input type="text"/>	<input type="text"/>	<input type="text"/>	<input type="button" value="Save"/>
One expert in the field of ICT nominated by the Chairperson				
Name *	Designation *	Mobile No. *	E-mail *	
<input type="text"/>	<input type="text"/>	<input type="text"/>	<input type="text"/>	<input type="button" value="Save"/>

6.2 Listing Final Submitted Applications

Listing of teachers submitted final filled application informing Name, Photo, Personal Detail, School Detail with links to View full online application, Download online application, Download documents uploaded by the teachers. Also provision for downloading and printing the list of teachers applied.

6.2.1 Step 1



Click on **"Final Submitted Applicants"** from menu



This report shows the applicant list who has submitted application.



6.2.2 Step 2

List of submitted applications

FINAL SUBMITTED APPLICANT					Report Generated On : Wednesday, 28 October 2020 02:26 PM			
S. No.	Name	Personal Details		School Details				
1		Mobile No. : Email Id : Gender : House No. : Area : Block : District : State :	DOB : 	UDISE+ Code : School : Category : Management : Village : Block : District : State :	Joining Date : 	View Application	Download Application	Download Documents
2		Mobile No. : Email Id : Gender : House No. : Area : Block : District : State :	DOB : 	UDISE+ Code : School : Category : Management : Village : Block : District : State :	Joining Date : 	View Application	Download Application	Download Documents
3		Mobile No. : Email Id : Gender : House No. : Area : Block : District : State :	DOB : 	UDISE+ Code : School : Category : Management : Village : Block : District : State :	Joining Date : 	View Application	Download Application	Download Documents
4		Mobile No. : Email Id : Gender : House No. : Area : Block : District : State :	DOB : 	UDISE+ Code : School : Category : Management : Village : Block : District : State :	Joining Date : 	View Application	Download Application	Download Documents

6.2.3 Step 3

Committee can download all documents uploaded by the applicant (in a single go) on clicking **Download Documents**.

FINAL SUBMITTED APPLICANT					Report Generated On : Wednesday, 28 October 2020 02:26 PM			
S. No.	Name	Personal Details		School Details				
1		Mobile No. : Email Id : Gender : House No. : Area : Block : District : State :	DOB : 	UDISE+ Code : School : Category : Management : Village : Block : District : State :	Joining Date : 	View Application	Download Application	Download Documents
2		Mobile No. : Email Id : Gender : House No. : Area : Block : District : State :	DOB : 	UDISE+ Code : School : Category : Management : Village : Block : District : State :	Joining Date : 	View Application	Download Application	Download Documents
3		Mobile No. : Email Id : Gender : House No. : Area : Block : District : State :	DOB : 	UDISE+ Code : School : Category : Management : Village : Block : District : State :	Joining Date : 	View Application	Download Application	Download Documents
4		Mobile No. : Email Id : Gender : House No. : Area : Block : District : State :	DOB : 	UDISE+ Code : School : Category : Management : Village : Block : District : State :	Joining Date : 	View Application	Download Application	Download Documents

6.2.4 Step 4

Committee can download the online application submitted by the applicant on clicking **View Documents**.

FINAL SUBMITTED APPLICANT			Report Generated On : Wednesday, 28 October 2020 02:26 PM		
S. No.	Name	Personal Details	School Details		
1		Mobile No.: Email id: Gender: DOB: House No.: Area: Block: District: State:	UDISE+ Code: School: Category: Management: Village: Block: District: State:	Joining Date: Type:	View Application Download Application Download Documents
2		Mobile No.: Email id: Gender: DOB: House No.: Area: Block: District: State:	UDISE+ Code: School: Category: Management: Village: Block: District: State:	Joining Date: Type:	View Application Download Application Download Documents
3		Mobile No.: Email id: Gender: DOB: House No.: Area: Block: District: State:	UDISE+ Code: School: Category: Management: Village: Block: District: State:	Joining Date: Type:	View Application Download Application Download Documents
4		Mobile No.: Email id: Gender: DOB: House No.: Area: Block: District: State:	UDISE+ Code: School: Category: Management: Village: Block: District: State:	Joining Date: Type:	View Application Download Application Download Documents


6.2.5 Step 5

Committee can view the online application on clicking View **Application**

FINAL SUBMITTED APPLICANT			Report Generated On : Wednesday, 28 October 2020 02:26 PM		
S. No.	Name	Personal Details	School Details		
1		Mobile No.: Email id: Gender: DOB: House No.: Area: Block: District: State:	UDISE+ Code: School: Category: Management: Village: Block: District: State:	Joining Date: Type:	View Application Download Application Download Documents
2		Mobile No.: Email id: Gender: DOB: House No.: Area: Block: District: State:	UDISE+ Code: School: Category: Management: Village: Block: District: State:	Joining Date: Type:	View Application Download Application Download Documents
3		Mobile No.: Email id: Gender: DOB: House No.: Area: Block: District: State:	UDISE+ Code: School: Category: Management: Village: Block: District: State:	Joining Date: Type:	View Application Download Application Download Documents
4		Mobile No.: Email id: Gender: DOB: House No.: Area: Block: District: State:	UDISE+ Code: School: Category: Management: Village: Block: District: State:	Joining Date: Type:	View Application Download Application Download Documents

6.2.6 Step 6

Click on **View Application** for view applicant complete data.

APPLICANT DETAILS FOR NATIONAL ICT AWARDS FOR SCHOOL TEACHERS			
Reference No. :	Name :	Mobile No. :	e-mail :
PERSONAL DETAILS			
	Alternative Name :	House No. :	
	Gender :	Locality :	
	Date Of Birth :	Block /	
	Education Qualification : Post Graduation	District :	
	Professional Qualification : B.Ed, M.Ed, Others : M.Sc. M.A	State :	
Differently Abled : No			
SCHOOL DETAILS			
UDISE+ Cod :	Region Name :	Date of joining in This School :	
School Name :	Village Name :	Designation in This School : Acting Head Teacher	
School Category : Higher Secondary (9-12)	Block Name :	School Phone No. :	
School Management : Government Aided	District Name :	School Email ID :	
School Type : Co-educational	State Name :		
PERSONAL USE OF ICT AS A TEACHER			
Using ICT from : 2004		Number of years : 16	Frequency of use : Weekly

7 Evaluate Applicants

The Selection Committee to award marks for each reply of applicants for “Objective Criteria Detail” and “Criteria Based on Performance” questions.




7.1 Step 1

Click on “Evaluate Applicants” from top menu



7.2 Step 2

Click on “Evaluate Applicant” link on the opened screen.


EVALUATE APPLICANT				
Report Generated On : Tuesday, 13 October 2020 12:25 PM				
S. No.	Name	Personal Details	School Details	Evaluation Details
1				Part - A Marks : 20 Part - B Marks : 54 Total Marks : 74 Evaluate Applicant
2				Part - A Marks : 18 Part - B Marks : 49 Total Marks : 67 Evaluate Applicant
3				Part - A Marks : 10 Part - B Marks : 48 Total Marks : 58 Evaluate Applicant

7.3 Step 3

Committee can preview the application submitted by the applicant as below. Committee can scroll this form to view complete application.

Personal Detail of the applicant
 School Detail of the applicant
 Personal Use of ICT as a Teacher

ICT Environment at School
 Service Record
 Institution/School Wise Service Record
 Experience
 Reply to Object Criteria Detail Questions
 Reply to Criteria Based on Performance Questions
 Data saved in Google Drive

APPLICANT DETAILS FOR NATIONAL ICT AWARDS FOR SCHOOL TEACHERS		
Reference No. :	Name :	Mobile No. : e-mail :
PERSONAL DETAILS		
	Alternative : Gender : Date Of Birth : Education Qualification : Post Graduation Professional Qualification : B.Ed, M.Ed, Others : M.Sc. M.A Differently Abled : No	House : Locality : Block / District : State :
SCHOOL DETAILS		
UDISE+ Cod : School Name : School Category : Higher Secondary (9-12) School Management : Government Aided School Type : Co-educational	Region Name : Village Name : Block Name : District Name : State Name :	Date of joining in This School : Designation in This School : Acting Head Teacher School Phone No. : School Email ID :
PERSONAL USE OF ICT AS A TEACHER		
Using ICT from : 2004	Number of years : 16	Frequency of use : Weekly

7.4 Step 4

In last of this preview, there is an option for evaluate the applicant. As mention below:

EVALUATE APPLICANT										
Objective Criteria (Part - A) [Total Marks - 25]										
Point No. 1 Marks *	Point No. 2 Marks *	Point No. 3 Marks *	Point No. 4 Marks *	Point No. 5 Marks *	Point No. 6 Marks *	Point No. 7 Marks *	Point No. 8 Marks *	Point No. 9 Marks *	Point No. 10 Marks *	Total Marks
0	0	0	0	0	0	0	0	0	0	0
[Max - 3]	[Max - 3]	[Max - 3]	[Max - 2]	[Max - 2]	[Max - 4]	[Max - 2]	[Max - 2]	[Max - 2]	[Max - 2]	[Max - 25]
Criteria Based On Performance (Part - B) [Total Marks - 75]										
Point No. 1 Marks *	Point No. 2 Marks *	Point No. 3 Marks *	Point No. 4 Marks *	Point No. 5 Marks *	Point No. 6 Marks *	Total Marks				
0	0	0	0	0	0	0				
[Max - 20]	[Max - 15]	[Max - 10]	[Max - 10]	[Max - 10]	[Max - 10]	[Max - 75]				
Remarks * (max 500 characters)										
<input type="text"/>										
<input type="checkbox"/> This is to certify that marks have been awarded after due verification of the facts and this candidate is clear from vigilance point of view.										
										Submit Evaluation

Enter marks in Part A and Part B with remarks and click on “Submit Evaluation” button.

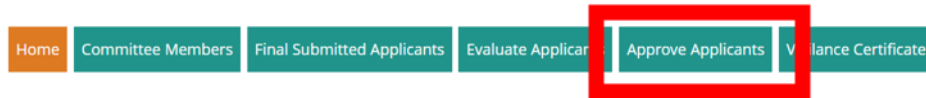
8 Approve Applicants

The auto generated merit list with option to view the application, approve for year 2018 or 2019.

After approval cancel approval open will be open.




8.1 Step 1

Click on “Approve Applicants” from top menu






8.2 Step 2

Following report shows the top scoring applicants

APPROVE APPLICANT [Maximum nomination for each year - 2]				
Report Generated On : Tuesday, 13 October 2020 01:06 PM				
S. No.	Name	Personal Details	School Details	Evaluation Details
1	 Ref: 311 [Lecturer]	Mobile: 9876543210 Email: abc@il.com Gender: Male DOB: 01/01/1985 House: VADOD Area: J Block: District: State: Gujarat	UDISE+ C Joining: A School: V Category: Management Type: Co-educational Regional: dyalaya Village: Block: P District: State: G.	Part - A Marks : 20 Part - B Marks : 54 Total Marks : 74 View Applicant Approved for 2018 Approved for 2019
2	 Ref: 06 [Teacher]	Mobile: 9876543210 Email: abc@il.com Gender: Male DOB: 01/01/1985 House: VADOD Area: J Block: District: State: Gujarat	UDISE+ C Joining: A School: V Category: Management Type: Co-educational Regional: dyalaya Village: Block: P District: State: G.	Part - A Marks : 18 Part - B Marks : 49 Total Marks : 67 View Applicant Approved for 2018 Approved for 2019
3	 Ref: 06 [Teacher]	Mobile: 9876543210 Email: abc@il.com Gender: Male DOB: 01/01/1985 House: VADOD Area: J Block: District: State: Gujarat	UDISE+ C Joining: A School: V Category: Higher Secondary (6-12) Type: Co-educational	Part - A Marks : 10 Part - B Marks : 48 Total Marks : 58 View Applicant




8.3 Step 3

Maximum number of applicants for each year will be displayed on title

APPROVE APPLICANT [Maximum nomination for each year - 2]				
Report Generated On : Tuesday, 13 October 2020 01:06 PM				
S. No.	Name	Personal Details	School Details	Evaluation Details
1	 Ref: 311 [Lecturer]	Mobile: 9876543210 Email: abc@il.com Gender: Male DOB: 01/01/1985 House: VADOD Area: J Block: District: State: Gujarat	UDISE+ C Joining: A School: V Category: Management Type: Co-educational Regional: dyalaya Village: Block: P District: State: G.	Part - A Marks : 20 Part - B Marks : 54 Total Marks : 74 View Applicant Approved for 2018 Approved for 2019
2	 Ref: 06 [Teacher]	Mobile: 9876543210 Email: abc@il.com Gender: Male DOB: 01/01/1985 House: VADOD Area: J Block: District: State: Gujarat	UDISE+ C Joining: A School: V Category: Management Type: Co-educational Regional: dyalaya Village: Block: P District: State: G.	Part - A Marks : 18 Part - B Marks : 49 Total Marks : 67 View Applicant Approved for 2018 Approved for 2019
3	 Ref: 06 [Teacher]	Mobile: 9876543210 Email: abc@il.com Gender: Male DOB: 01/01/1985 House: VADOD Area: J Block: District: State: Gujarat	UDISE+ C Joining: A School: V Category: Higher Secondary (6-12) Type: Co-educational	Part - A Marks : 10 Part - B Marks : 48 Total Marks : 58 View Applicant

8.4 Step 4

Click on Approved 2018 or 2019 button for corresponding to each applicant for approval.

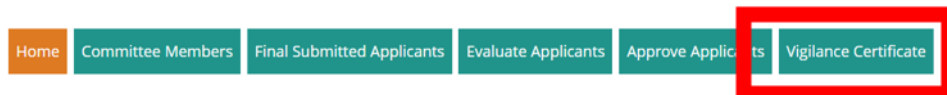
APPROVE APPLICANT [Maximum nomination for each year - 2]				
Report Generated On : Tuesday, 13 October 2020 01:06 PM				
S. No.	Name	Personal Details	School Details	Evaluation Details
1	 Ref: 311 [Lecturer]	Mobile: 9876543210 Email: abc@xyz.com Gender: Male DOB: 15/08/1985 House: 123 Area: J VADOD: 123456 Block: 1 District: 123 State: Gujarat	UDISE+ C: 1234567890 Joining: 12/08/2019 School: 1234567890 V: 1234567890 Category: 1234567890 Manage: 1234567890 Region: 1234567890 Village: 1234567890 Block: P District: 123 State: G.	Part - A Marks : 20 Part - B Marks : 54 Total Marks : 74 View Applicant Approved for 2018 Approved for 2019
2	 Ref: 06 [Teacher]	Mobile: 9876543210 Email: abc@xyz.com Gender: Male DOB: 15/08/1985 House: 123 Area: J VADOD: 123456 Block: 1 District: 123 State: Gujarat	UDISE+ C: 1234567890 Joining: 12/08/2019 School: 1234567890 V: 1234567890 Category: 1234567890 Manage: 1234567890 Region: 1234567890 Village: 1234567890 Block: P District: 123 State: G.	Part - A Marks : 18 Part - B Marks : 49 Total Marks : 67 View Applicant Approved for 2018 Approved for 2019
3	 Ref: 06 [Teacher]	Mobile: 9876543210 Email: abc@xyz.com Gender: Male DOB: 15/08/1985 House: 123 Area: J VADOD: 123456 Block: 1 District: 123 State: Gujarat	UDISE+ C: 1234567890 Joining: 12/08/2019 School: 1234567890 V: 1234567890 Category: Higher Secondary (6-12) Type: Co-educational	Part - A Marks : 10 Part - B Marks : 48 Total Marks : 58 View Applicant

9 Vigilance Certificate

To generate the State/UT Selection Committee Recommendation and Vigilance Clearance & Integrity Certificate



9.1 Step 1

Click on "Vigilance Certificate" from menu



9.2 Step 2

This report shows year wise final approved applicants

VIGILANCE CERTIFICATE			
Report Generated On : Tuesday, 13 October 2020 12:40 PM			
FINAL APPROVED APPLICANT LIST FOR YEAR 2018			
S. No.	Image	Applicant Basic / School Details	Evaluation Details
1		Gender: Male Ref: 311 [Lecturer]	Approved for 2018 Part - A : 20 Part - B : 54 Total : 74 Remarks :
FINAL APPROVED APPLICANT LIST FOR YEAR 2019			
S. No.	Image	Applicant Basic / School Details	Evaluation Details
1		Gender: Male Ref: 06 [Teacher]	Approved for 2019 Part - A : 18 Part - B : 49 Total : 67 Remarks :

9.3 Step 3


To Generate Vigilance Clearance Certificate and Integrity Certificate

Generate Vigilance clearance and Integrity certificate

Click on above button, a certificate is generated. Print that certificate and get it signed by all members of SSC/OSC and upload the certificate (details mentioned in next step).


Format of certificate is shown below:

http://localhost:59408/Committee/RptCertificateApplic



Ministry of Education
Government of India

NATIONAL COUNCIL OF
EDUCATIONAL RESEARCH AND
TRAINING (NCERT)




National ICT Awards for School Teachers

State / UT Selection Committee recommendation and vigilance clearance & integrity certificate



State / UT -

State / UT Selection Committee recommends the following applicants

FINAL APPROVED APPLICANT LIST FOR YEAR 2018

S. No.	Image	Applicant Basic / School Details	Evaluation Details
1		Gen DO Join Des UD Sch Vill Bl Dist State	Approved for 2018 Part - A : 24 Part - B : 72 Total : 96 Remarks : Excellent Work

FINAL APPROVED APPLICANT LIST FOR YEAR 2019

S. No.	Image	Applicant Basic / School Details	Evaluation Details
1		Gen DO Join Des UD Sch Vill Bl Dist State	Approved for 2019 Part - A : 24 Part - B : 73 Total : 97 Remarks : Checked
2		Gen DO Join Des UD Sch Vill Bl Dist State DARY SCHOOL	Approved for 2019 Part - A : 22 Part - B : 66 Total : 88 Remarks : Good Work

This is to certify that marks have been awarded after due verification of the facts

Vigilance clearance & integrity certificate

Certified that no vigilance case or disciplinary proceeding or criminal proceeding is either pending or contemplated against above named teachers. As per their service records, it is further certified that their integrity is beyond doubt.

Signature of the committee members :

S. No.	Member	Name	Designation	Signature
--------	--------	------	-------------	-----------

9.4 Step 4

After getting the signature of committee members on the certificate, upload it on server by clicking "Upload Certificate".

Upload Vigilance clearance and Integrity certificate / Other Documents

Document Details ^{*(Max 150 Characters)}

 No file selected.

S. No.	Document Detail	File Name	
1			View / Download
2			View / Download

In case of wrong documents uploaded by committee than there is a delete button for deleting that documents.

Generate Vigilance clearance and Integrity certificate

Upload Vigilance clearance and Integrity certificate / Other Documents

Document Details ^{*(Max 150 Characters)}

 No file chosen

S. No.	Document Detail	File Name		
1	Certificate	Untitled_Document.pdf	View / Download	<input type="button" value="Delete"/>

Best Wishes for a Happy & Easy Candidate Selection Process for the State/UT/Organisation Selection Committee Members.

10 Emergency Contact Detail

In Case of Emergency may Please Contact

Central Institute Of Educational Technology(CIET)
National Council of Educational Research and Training (NCERT),
Sri Aurobindo Marg, New Delhi,
Delhi 110016

+91 11 2696 2580
 +91 11 2686 4141
 1800111265, 1800112199 (Toll Free)
ict-award@ncert.nic.in

11 Evaluation Matrix

Category A: Objective Criteria

S.No	Criteria	Maximum Marks
1.	Whether the teacher used ICT for continuous professional development of self and other stakeholders? This can include completion of an online course from SWAYAM or any other MOOCS platform.	3
2.	Whether the teacher contributed in mobilization of resources (crowd-funding, encouraging community, parents, alumni etc. to contribute) for creation of ICT infrastructure (Software, Hardware and Systems) in the school?	3
3.	Whether the teacher developed and published/disseminated E-contents through DIKSHA, NROER, YouTube, any other LMS, web portal or mobile App?	3
4.	Whether the teacher contributed in development of any web portal, mobile app, LMS etc. for teaching-learning-assessment?	2
5.	Whether the teacher contributed in development of any innovative software or hardware useful for teaching-learning-assessment?.	2
6.	Design and implementation of innovation ICT enabled teaching – learning – assessment methods, strategies. i) How the teacher/educator has helped students in use of ICT for self learning, investigation, experimentation? ii) How the teacher/educator has helped in achieving 21 st Century skills – cooperation, collaboration, communication, creativity, critical thinking, integration? iii) How the teacher/educator has helped students in assessment and evaluation using ICT (Rubrics, portfolio etc.) and achieving higher order thinking skills? iv) How the teacher/educator has helped enhancing learning outcomes among students through integration of content, pedagogy and technology?	4
7.	Whether the teacher made any contribution towards use of ICT for community development at large and for bridging the digital divide?	2
8.	Whether the teacher made any contribution in promoting health and well being through ICT (Guidance and Counseling, Yoga services)?	2

9.	Whether the teacher made any contribution in liberating technology for CWSN and using assistive technologies for helping DIVYANG	2
10.	Annual Performance Appraisal Reports or other performance appraisal tools of last 2 years	2
	Subtotal	25

Category B: Criteria based on performance

S.No	Criteria	Maximum Marks
1.	Describe an ICT activity you have done, which showcases your best use of ICT for Education (attach supporting evidence, if any). The write up should highlight the educational issues, integration of ICT tools, e-resources and students involvement in ICT integration.	20
2.	How have you helped students to use ICTs for self-learning, cooperative/ collaborative learning, investigation, experimentation, development of higher order thinking skills?	15
3.	How has ICT helped you in your own professional growth? Describe how it has helped you improve as a teacher.	10
4.	What are the various assessment strategies adopted by you in the regular class room teaching which indicate the impact of ICT use? Attach samples of your work related to ICT integration	10
5.	What has been the overall impact of your use of ICT in Teaching – Learning Process? What has been your contribution to the school with respect to ICT integration?	10
6.	What are your future plans about ICT integration and enhancing quality of education?	10
	Subtotal	75
	Grand total	100