

Creating **CONCEPT MAP**

using
VUE

(Visual Understanding Environment)

Biju K, Ph.D
Central University of Tamil Nadu, India

“How can we help individuals to reflect upon their experience and to construct new, more powerful meanings?”

Teaching and Learning

- **Teaching Learning is a multi-dimensional process wherein teachers facilitate learning such that learners will be able to experience and reflect.**
- **Active participation and involvement of teachers and learners improve the experiences and reflection so that learning process could be enhanced.**

- **Individuals reflect on their experiences and will be able to construct knowledge.**
- **Through appropriate experiences individuals will be able to collect data/information/knowledge.**
- **If the data/information is collected, it need to be processed to convert as information/knowledge.**

Components of Science Information

- **Terms**
- **Facts**
- **Concepts**
- **Generalizations**
- **Principles**
- **Theories**

What is a **concept**?

- Define *concept* as a regularity in events or objects designated by some label.
- "Chair" is the label we use (in English) to designate an object with legs, a seat, and a back that is used for sitting on.

Concepts

- **Verified facts**
- **Examples (yes examples and no examples)**
- **Attributes + attribute values**
- **Rule/definition**
- **Label**

- **A learner is said to have learned or attained the concept,**
 - **if she can give examples of the concept learned and**
 - **also can differentiate non-examples from examples of the concept.**

- **For example, ice is a non-example of liquid, and common salt is a non-example of acid.**
- **She can list the characteristics of the concept and can define the concept on the basis of its characteristics.**
- **Naïve concepts Vs. Misconceptions**

- **Based on their experiences of natural world they form some ideas/notions/beliefs of a concept or process.**
- **These ideas are alternative framework (alternative conceptions) that may be right or wrong.**

- If wrong, they should be removed from cognitive framework of the learners. These are **misconceptions**.
- If learners' previous ideas do not match with the scientific explanations and are partially correct, these are **naive concepts**.

- **Meaningful learning occurs when new information is linked with existing concepts and integrated into what the learner already understands.**

Concept Map

- **Concept maps are graphical tools for organizing and representing knowledge about certain concepts.**
- **A concept map represents an understanding of the relationship and hierarchy between important set of concepts.**

- **In a concept map, concepts are usually presented enclosed within a circle or a box.**
- **The first step is to identify and enlist various key concepts in the topic.**

- **These concepts are then arranged in a two dimensional array hierarchically in descending order,**
- **i.e. the more general concepts are placed at the top followed by the less inclusive concepts.**
- **Concepts occurring at same level of observation are placed at the same horizontal level.**

- **Linkages:** They are usually represented by arrows or lines. They link two concepts appropriately.
- **Labels for linkages:** The label for most linkages is a word/s or a phrase— although sometimes we use symbols such as $+$, $-$, \times or \div for linkages in mathematics.

- **Labels highlight the relationship between two concepts.**
- **These labels for linkages are also named as proposition. Two or more concepts can be cross linked, if significant relationship exists between them.**

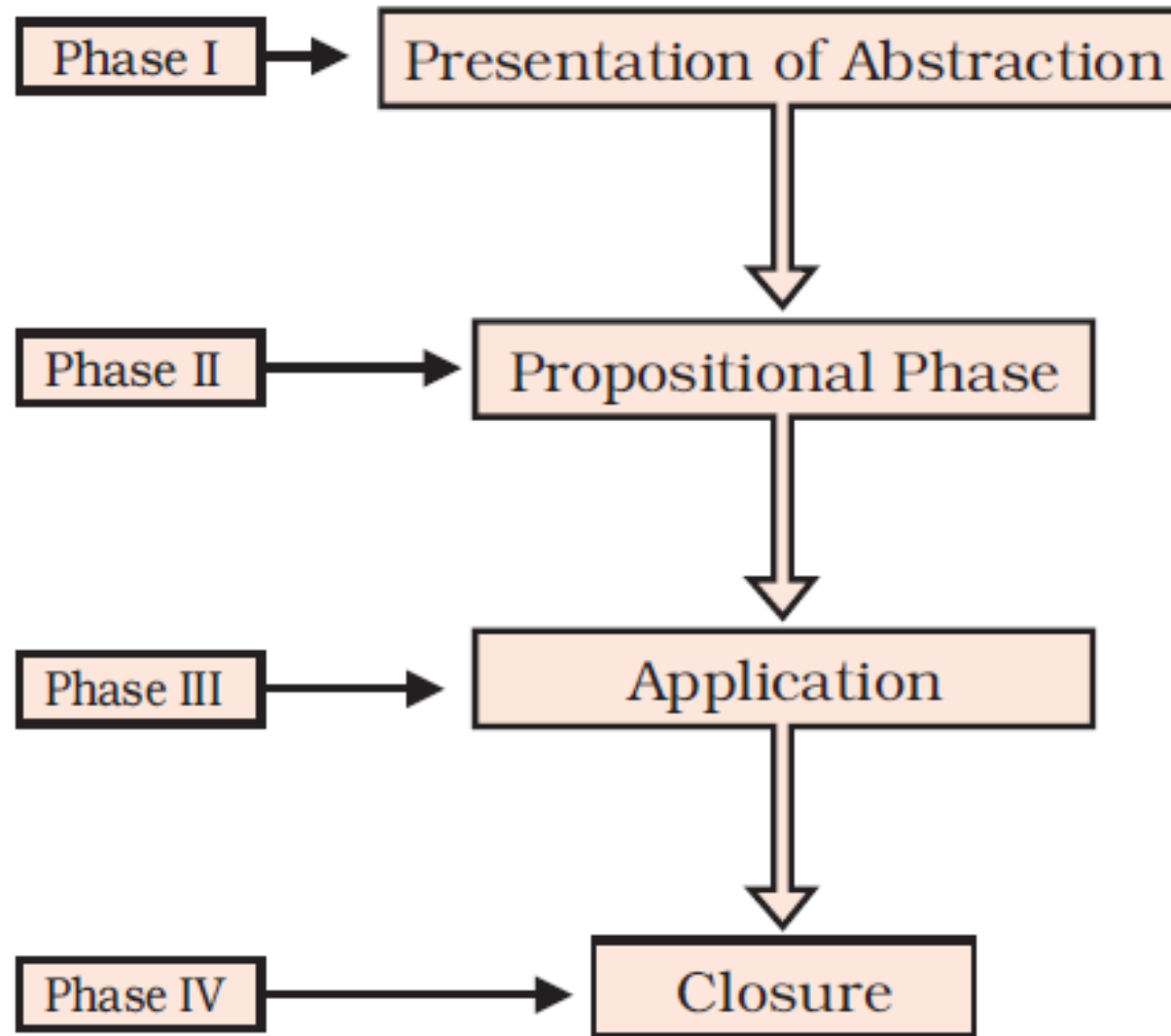
- **Concept mapping (as developed in its standard form by Novak in 1984) is considered to be an offshoot of the Ausubelian approach.**
- **Novak himself asserts: “My work and the work of my students on concept mapping has been based upon Ausubel’s theory of meaningful learning (1963, 1968).**

LEARNING HOW TO LEARN



Joseph D. Novak
D. Bob Gowin

PHASES



Concept Map using VUE

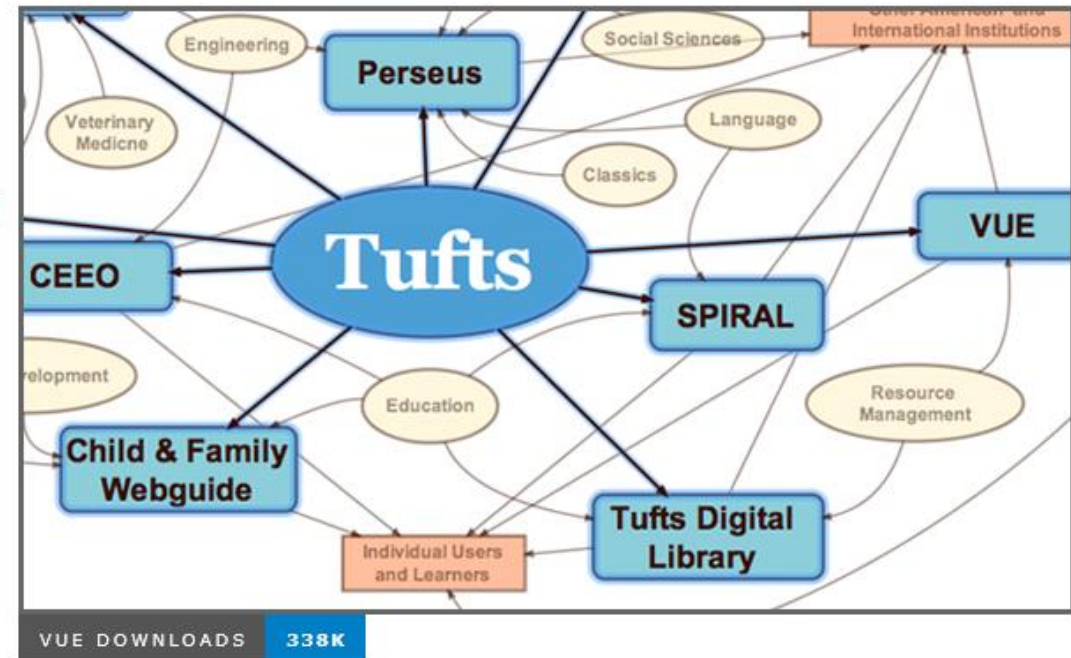
<https://vue.tufts.edu/>

Visual Understanding Environment

Flexible concept mapping tools for managing and integrating digital resources in support of teaching, learning and research.

Download

Mac / Windows / Linux



What is VUE?

- **At its core, the Visual Understanding Environment (VUE) is a concept and content mapping application, developed to support teaching, learning and research and for anyone who needs to organize, contextualize, and access digital information.**

- **Using a simple set of tools and a basic visual grammar consisting of nodes and links, faculty and students can map relationships between concepts, ideas and digital content.**
- **VUE can be used by anyone interested in visually structuring digital content, whether in support of teaching difficult to understand concepts or more generally, a tool for organizing personal digital resources.**

Downloads

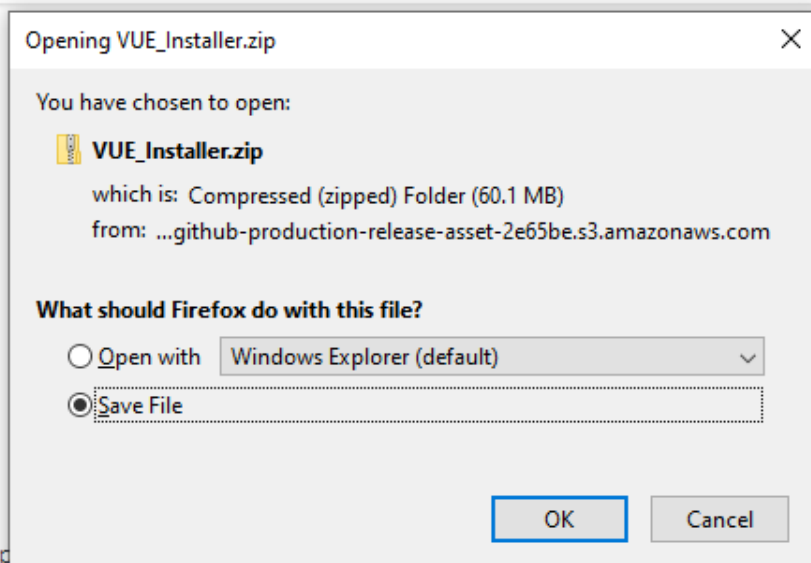
3.3.0 is available for download.

Latest release: October 8, 2015 / 3.3.0

Windows

[Download VUE for Windows](#)

After downloading, double-click on the vue.exe icon on your desktop



Mac OS

[Download VUE for the Mac OS](#)

After downloading, double click the VUE.pkg and it will install VUE.app to your applications folder.

Linux / Generic JAR-only version (no installer included)

This PC Presentati... VUE

AVG AntiVir... PhET Simulations

CCleaner Recycle Bin

Google Docs VLC media player

Google Sheets May 2020

Google Slides MHAOrder...

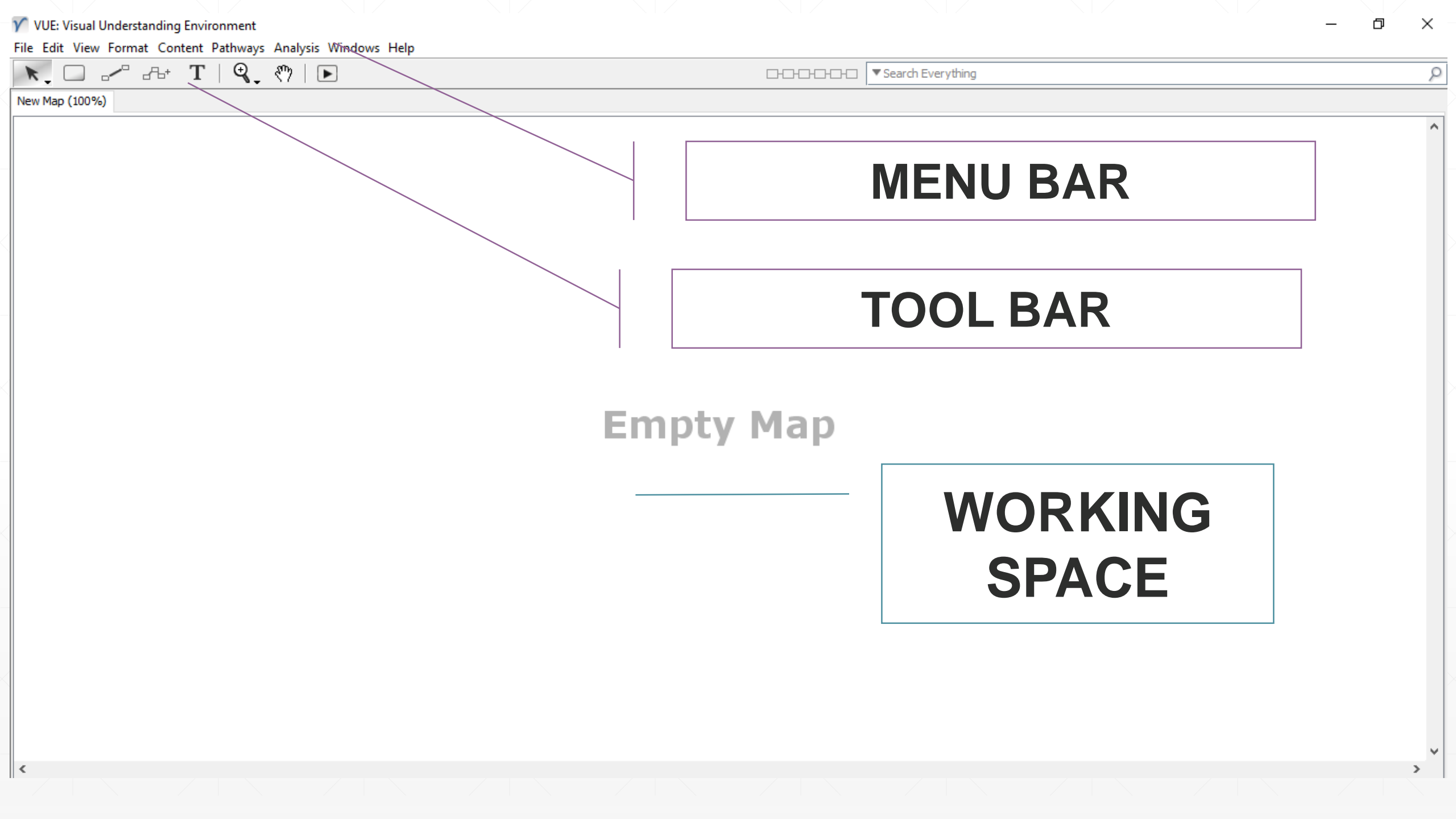
exe-2.2 ZoomInstal...

Freeplane Zoom

OBS Studio Creating Concep...

Desktop shortcut





MENU BAR

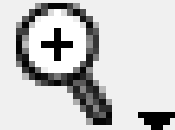

TOOL BAR

Empty Map

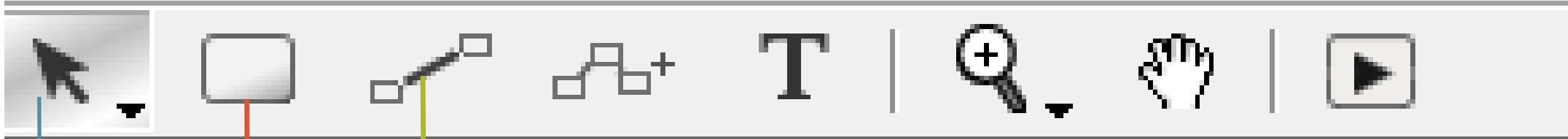
WORKING SPACE

VUE: Visual Understanding Environment

File Edit View Format Content Pathways Analysis Windows Help



New Map (100%)



New Map (100%)

Connector Tool

Node Tool

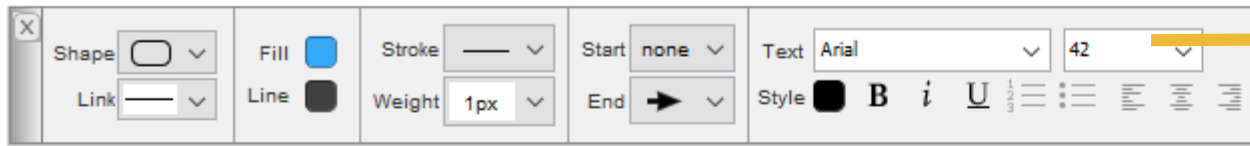
Selection Tool (s)



child node

Connector with label

New Node




Formatting Palette

child node

Connector with label

New Node

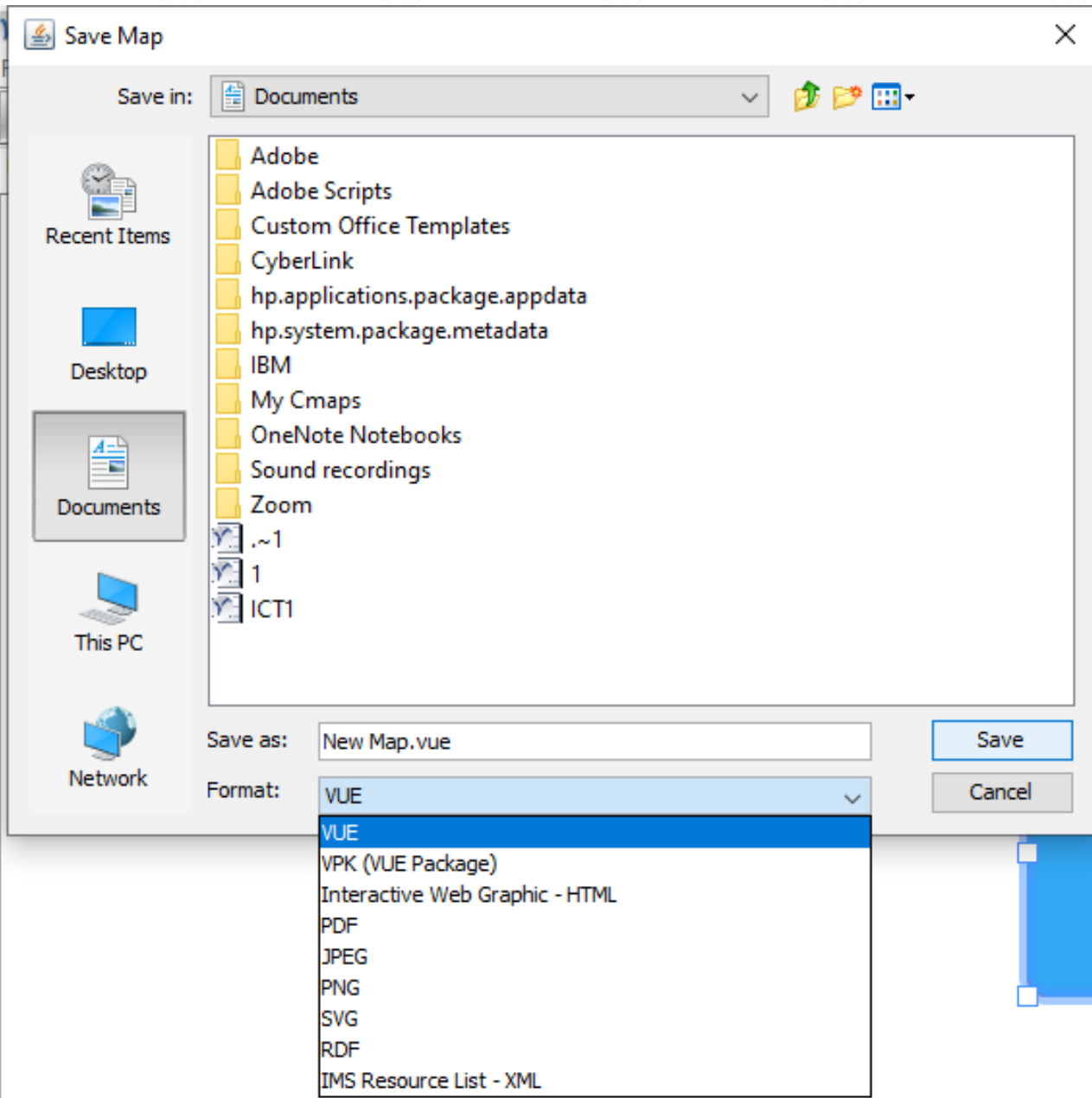


New Map (100%)

child node

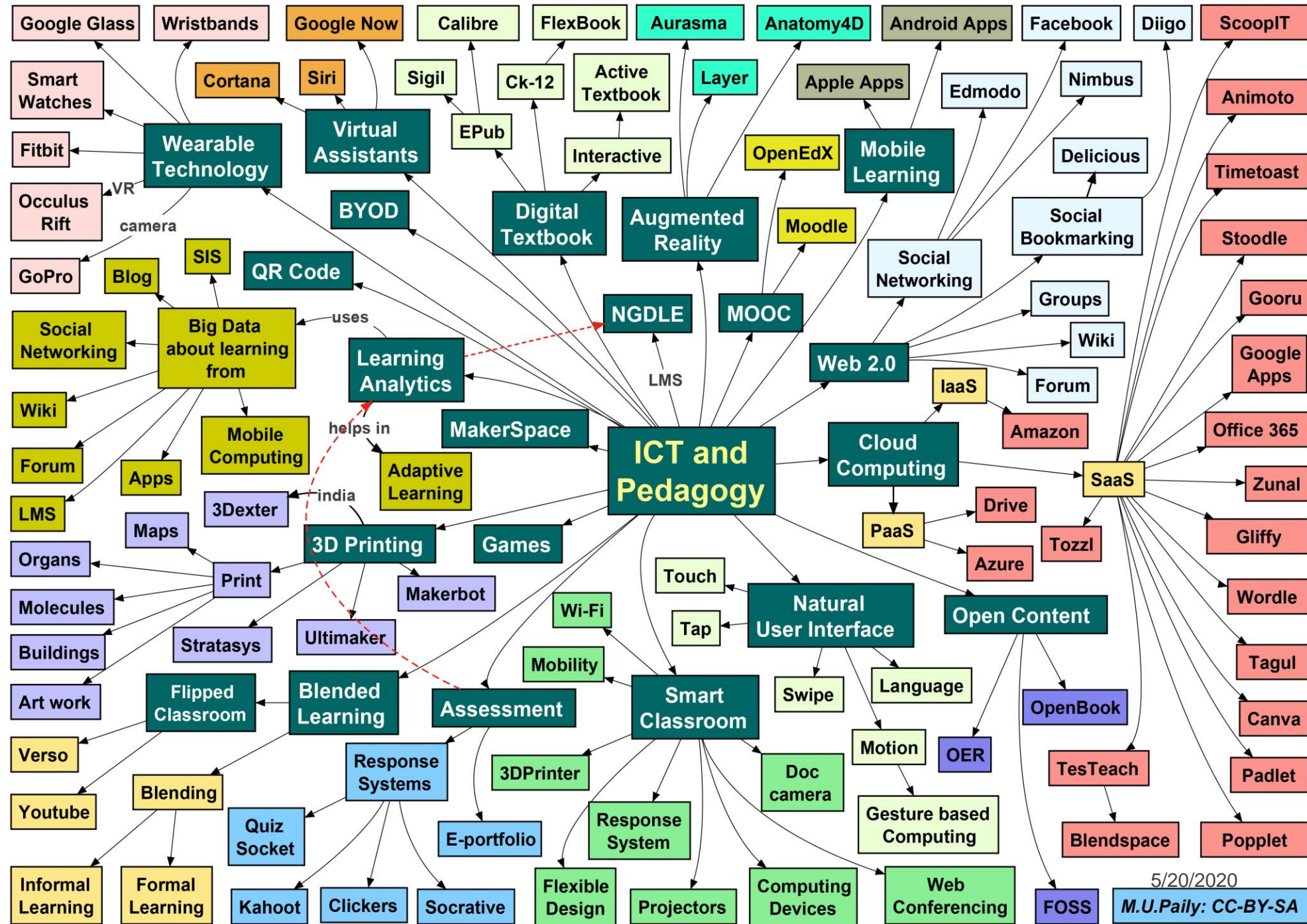
Connecto

- Node Info
- Formatting Palette
- Add Notes
- Add Keywords
- Generate Keywords >
- Add URL...
- Add Image/File...
- Add Most Relevant flickr Image
- Remove Resource
- Remove Resource (keep image)
- Fit Selection Ctrl+ Open Bracket
- Fit Map Ctrl+ Close Bracket
- View at 100% Ctrl+ Quote
- Image >
- Arrange >
- Arrange Linked >
- Search Selected Resources >
- Semantic Analysis of Web Content >
- Add to Pathway
- Remove from Active Pathway
- Sync Resources >
- Copy Style Ctrl+ Shift+ C
- Apply Style Ctrl+ Shift+ V
- Cut Ctrl+ X
- Copy Ctrl+ C
- Paste Ctrl+ V



or with label

New Node



5/20/2020

M.U.Paily: CC-BY-SA