



Digital Storytelling: Video Resources

Dr. Monica Nagpal

Digital Storytelling


- A digital story is a multimedia presentation combining a variety of digital elements within a narrative structure (a story). Media may include text, images, video, audio, social media elements (e.g. Tweets) and interactive elements (e.g. digital maps).
- “...digital storytelling combines the best of two worlds: the "new world" of digitised video, photography and art, and the "old world" of telling stories.”
Dana Atchley, Digital Storytelling pioneer

Video Resources

- Educational videos as a tool for learning everything
- Abstract topics that once seemed difficult to teach and learn are now more accessible and understandable
- Video is a powerful medium, but it must be created with an eye for strong pedagogical choices in order to be most effective.
- Like, just as video is one tool in the media toolbox, lecture is one strategy on the instructional palette.
- The use of videos in teaching and learning serves to not only benefit students, but also teachers, their affiliated institutions

Purpose

Video resources shall be designed for presenting case studies, interviews, digital storytelling, student directed projects, and more. Choosing the appropriate instructional strategy and pairing it with an effective media format is part of the analysis performed during your course design process.





Formats of Audio & Video Programmes

- **Documentary-** This format needs documentation. No fiction, imagination and speculation is allowed in this format but only the facts which are duly authenticated by research and factual elements.
- **Drama-** message is communicated through drama in this format. This format requires creative writing. Facts are presented through an anchor followed by drama.
- **Docudrama-** Here there is no compromise with the fact but mode of presentation is speculative.
- **Talk-** Talk format is the simplest but most popular format of all times. In this format, experts on different topics are invited are asked to deliver a talk. It can also be named as lecture format.

Formats of Audio & Video Programmes

- **Interview-** Experts are invited in this format and an interviewer asks questions from them. Questions can either be framed earlier to interview with consultation of the expert or it can be asked ex tempore.
- **Feature-** Feature is a format where some particular attribute is specifically focused in a program. It covers only one feature or specialty of an aspect.
- **Magazine-** When various kinds of contents are covered altogether.
- **Vox populi-** Vox populi is a french word which means- Voice of the people. It is open forum where people express their opinion. Mostly these programs are recorded outside the studios.

[Mobile Video Recording]



01



[Video Camera Recording]

02

[Screen Recording or Casting]



04

03

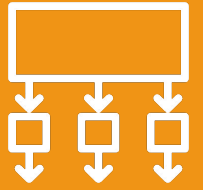


[Using Images/ Slides]

How to Create Videos



How to Edit Videos



- Open Shot Video Editor



- Mobile Apps

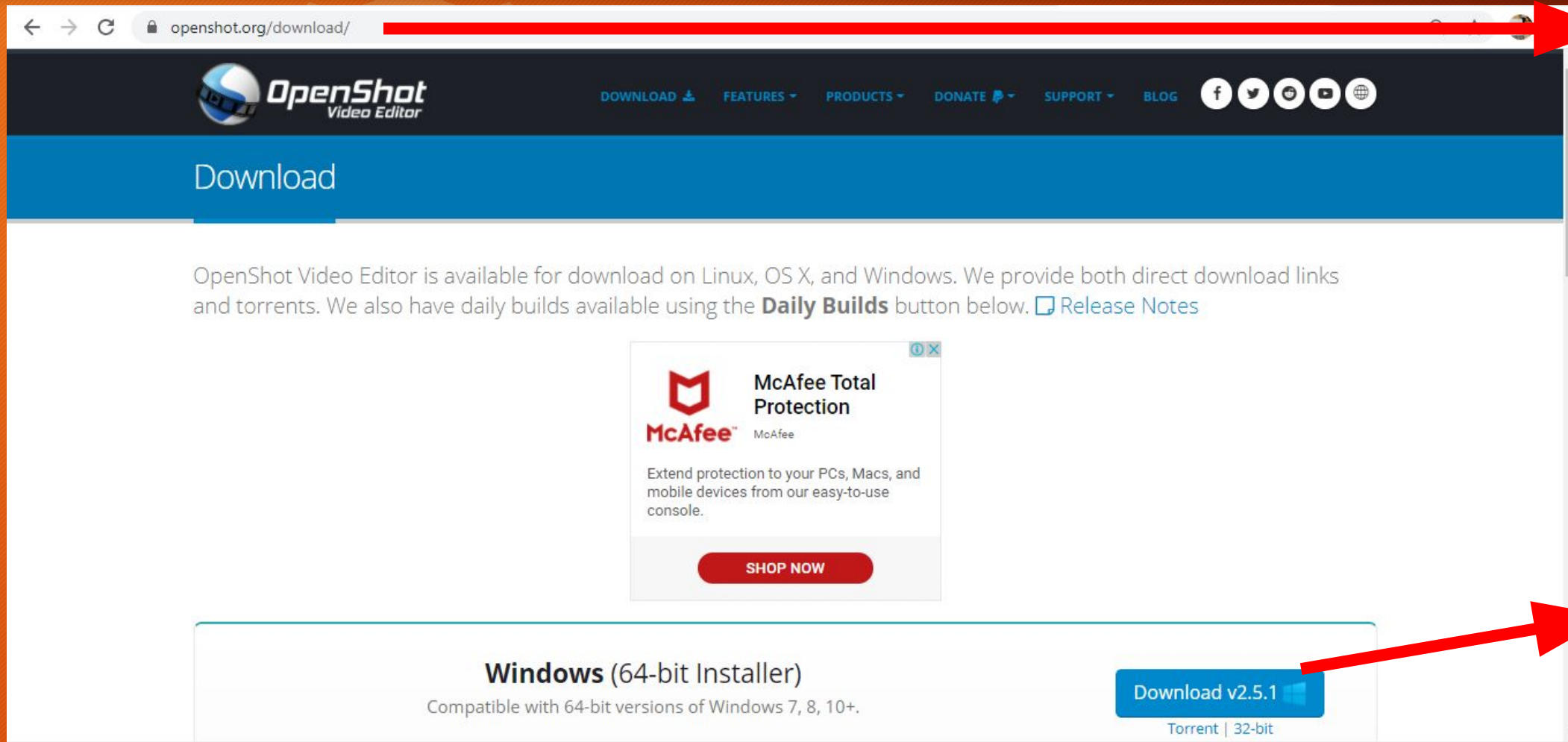


- Any other



Download OpenShot Video Editor

<https://www.openshot.org/>



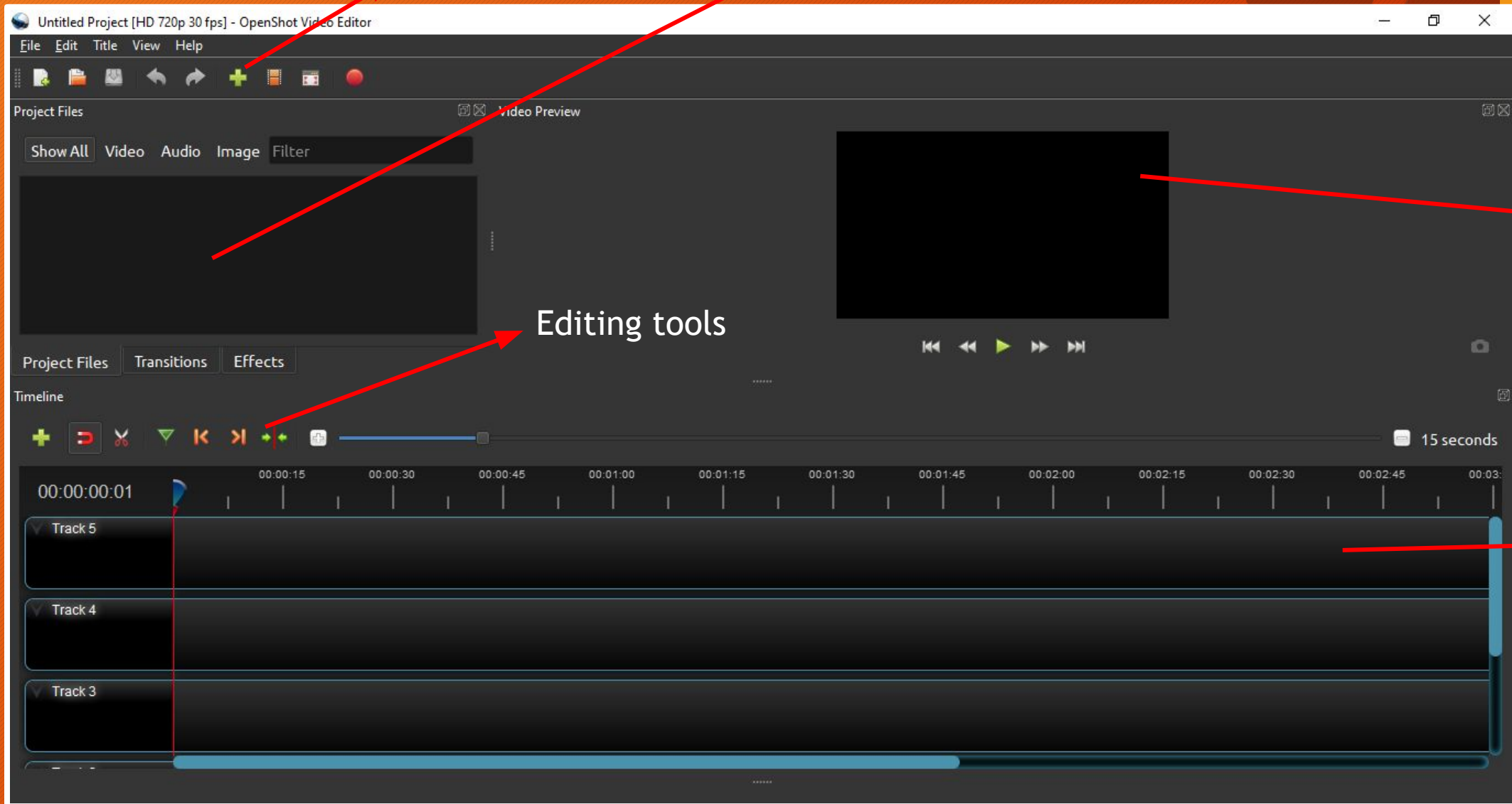
The screenshot shows the OpenShot website's download page. At the top, the browser address bar displays 'openshot.org/download/'. The website header includes the OpenShot logo and navigation links for 'DOWNLOAD', 'FEATURES', 'PRODUCTS', 'DONATE', 'SUPPORT', and 'BLOG'. A blue 'Download' banner is prominent. Below it, text states that OpenShot is available for Linux, OS X, and Windows, with links to 'Daily Builds' and 'Release Notes'. A McAfee advertisement is centered on the page. At the bottom, a section for 'Windows (64-bit Installer)' is visible, featuring a blue 'Download v2.5.1' button and a 'Torrent | 32-bit' link. Two red arrows point to the address bar and the download button.

Link for downloading

Click here

Add Files

Project files, transitions & effects will be seen here



Preview Window

Editing tools

Adding Track

Now Let's see the Demo of
the software...



