




Script to Screen
*Process of Developing Digital
Content*

PEDAGOGICAL CONSIDERATIONS

- **Learning Theories**
 - **Learning Objectives**
 - **Individual Differences**
- 

DEVELOPMENT PROCESS

→ Steps in Script Development and Production

- ◆ *Know your Audience*
- ◆ *Select the Theme /Topic*
- ◆ *Development of Briefs*
- ◆ *Research on the subject*
- ◆ *Sequence the Content*
- ◆ *Select the Presentation Format*

→ Devices of Holding Children's Attention

- ◆ *song, riddle, music, sound effects, fun/humor, pause and rest*
- ◆ *Interactivity*
- ◆ *Involve Children*



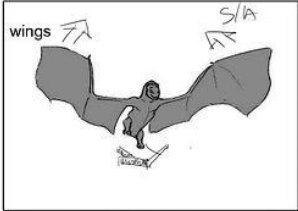
→ Elements of a Good Script

- ◆ *An Attractive Start*
- ◆ *Clarity of Concept*
- ◆ *Objective based Content*
- ◆ *Known to unknown Approach*
- ◆ *Interactive*
- ◆ *Simple Language*
- ◆ *Smooth Transition*
- ◆ *Component of Humor / Fun*
- ◆ *Reinforcement with variety and linkage*
- ◆ *Smooth close down*

DEVELOPMENT OF A STORY BOARD

What is a storyboard

A storyboard is a graphic representation of how your video will unfold, shot by shot. It's made up of a number of squares with illustrations or pictures representing each shot, with notes about what's going on in the scene and what's being said in the script during that shot. Think of it as sort of a comic book version of your script.

TITLE George and the dragon		PAGE 1			
S-1	1/1	S-2	1/7	S-2	2/7
					
ACTION zooming in Still image		Dragon come out from cave		Dragons starts swing his wings	
DIALOGUE Far, far way in the high, high mountains		there lived a mighty dragon.		SFX: waving wings	
TRANSLATION					
TIMING last about 8 sec 00:00:00:00:		00:00:09:16		00:00:09:20	


Story title
Personnel
Date

File location

Audio Storyboard

Time	Script	FX	Music
0.00		Fade in Waves on beach Xfade to speech	Gentle fade in "Onedin Line" To background level
0.04	I must go down to the sea again, to the lonely shore and the sky	Slow fade out	
0.09	And all I ask is a tall ship, and a start to steer her by	Fade in creak of rigging Fade out FX	
0.14	(Narrator) One of John Masefield's best known poems, but what makes it so memorable?	Fade in wind	
0.18	And the wheel's kick and the wind's song, And the white sails shaking,	Slow Xfade wind to Sail shaking, Fast Fade out sail	
00.23 00.30	And a Grey mist on the sea's face and a grey dawn breaking.	Slow fade in gentle surf Slow fade out gentle surf	Fade up "Onedin Line" on "breaking" and slow fade out


Notes




NEED OF A STORYBOARD

- Best way to share the vision
- Makes production easier
- Saves time

TIPS : STORYBOARD

- Use the “Sketch it” method
 - Go with the rapid template
 - Use collaboration tools
- 

What You Need?

- Source of moving and still images.
 - Means of importing them into a PC.
 - Software to optimise each clip and string the clips together.
 - Means of exporting the resulting masterpiece.
- 

Camera Shots

➤ Wide Shot

- Idea about the setting
- Often establish a scene or place giving an audience context for the following action
- Any figures will be very small.



➤ Long Shot

- Figures will be seen from head to foot
- The audience will be able to identify more detail
- Will also be able to see where they are or what is going on around them
- Introduction of character



➤ Mid Shot or Medium Shot (MS)

- Easy Recognition and identification




Camera shots (Continued)

- Medium Close Up (MCU)
- Close Up (CU)
- Big Close Up (BCU)
- Extreme Close Up (ECU)



Camera angles


- Top angle
- Over the shoulder
- POV
- Dutch Angle
- Birds Eye View



Do's of 'Filming

- Start recording **before** the action takes place. You can always trim any excess later.
- Stop recording **after** the action takes place. You can always trim any excess later.
- Also take stills shots of useful information.

Don'ts of 'Filming

- Avoid excessive zooming. Frame the shot first.
 - If you must zoom during a shot, avoid jerkiness.
 - Avoid fast panning of static views.
 - The objective is to minimise audience nausea.
- 

The background is a solid dark blue color. In the top right corner, there are several overlapping triangles in different shades of blue, including a medium blue and a very light blue, creating a geometric pattern.

**ENJOY CREATING MORE!
THANKYOU!**