


Video Resources:
Policy Perspectives,
Concept, Format &
Scope

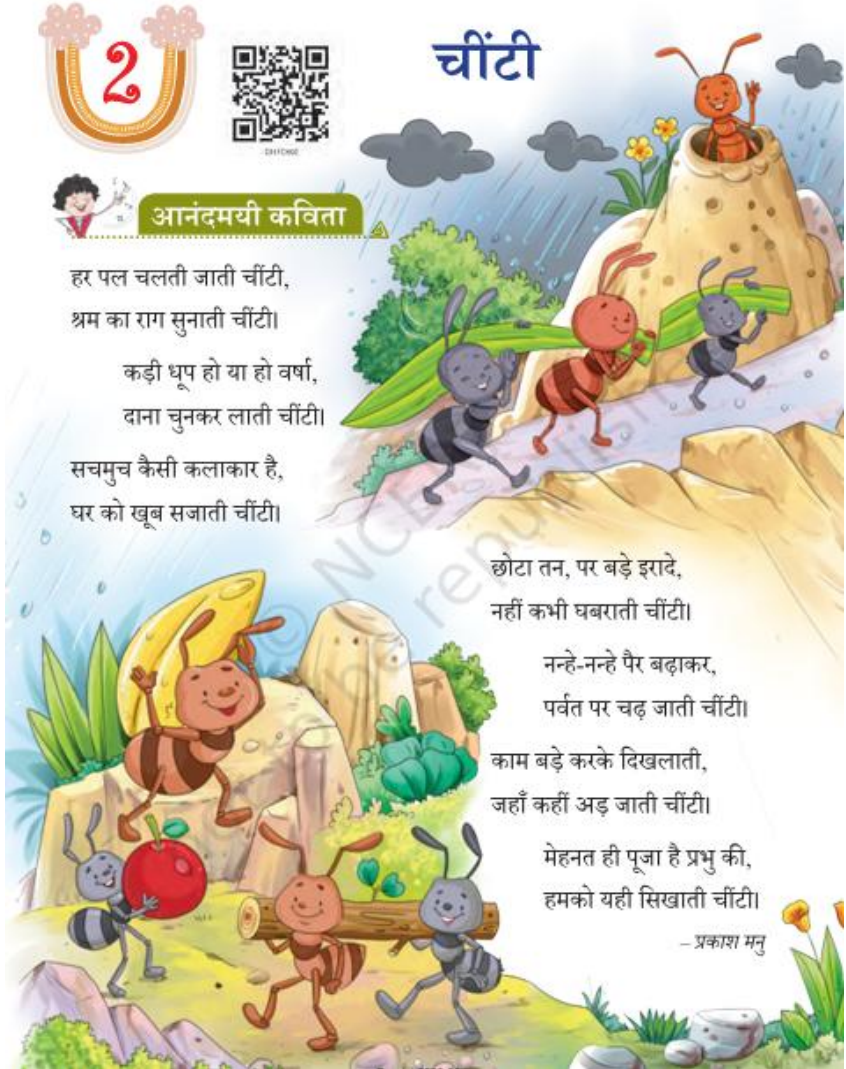




वीणा

हिंदी भाषा की पाठ्यपुस्तक

3



2



चींटी



आनंदमयी कविता

हर पल चलती जाती चींटी,
श्रम का राग सुनाती चींटी।

कड़ी धूप हो या हो वर्षा,
दाना चुनकर लाती चींटी।

सचमुच कैसी कलाकार है,
घर को खूब सजाती चींटी।

छोटा तन, पर बड़े इरादे,
नहीं कभी घबराती चींटी।

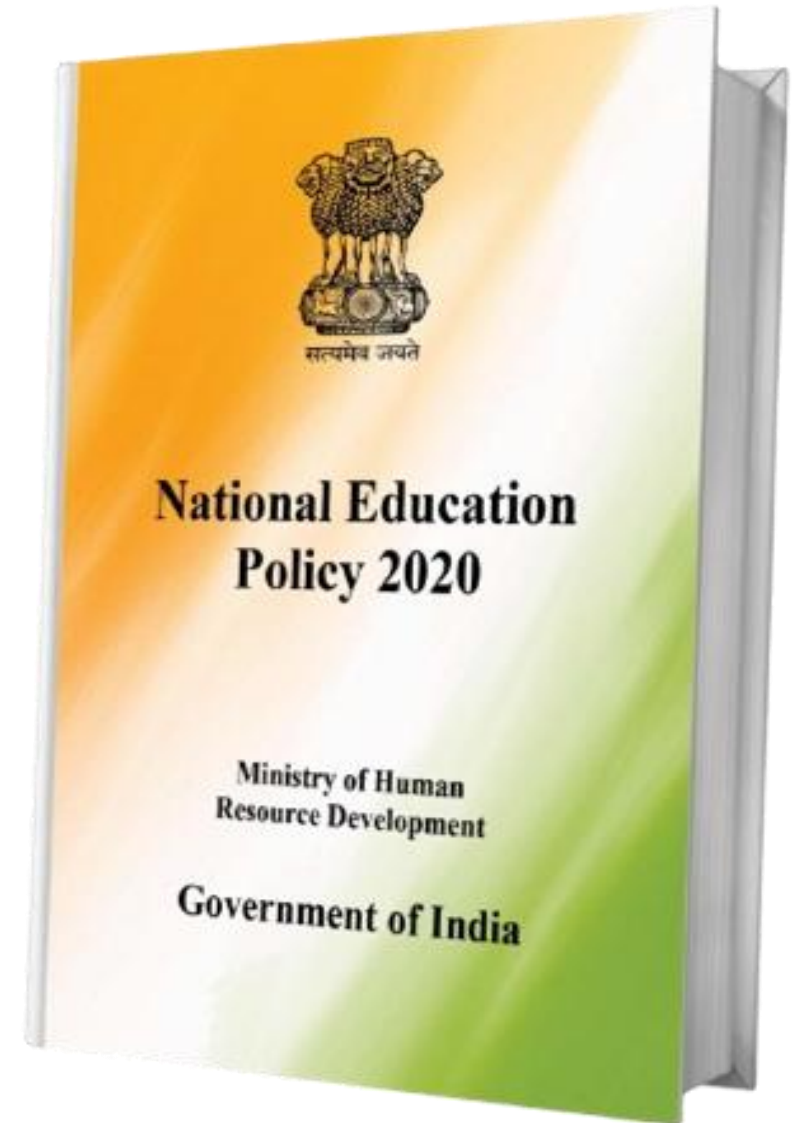
नन्हे-नन्हे पैर बढ़ाकर,
पर्वत पर चढ़ जाती चींटी।

काम बड़े करके दिखलाती,
जहाँ कहीं अड़ जाती चींटी।

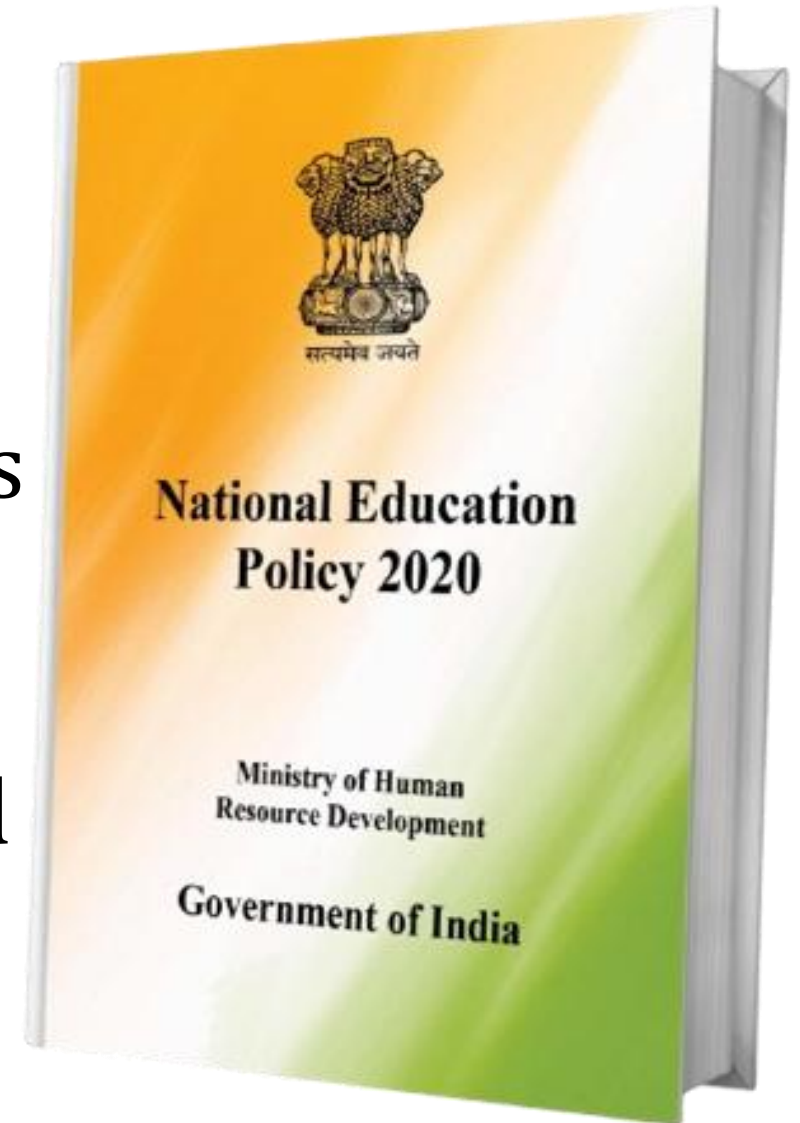
मेहनत ही पूजा है प्रभु की,
हमको यही सिखाती चींटी।

— प्रकाश मनु

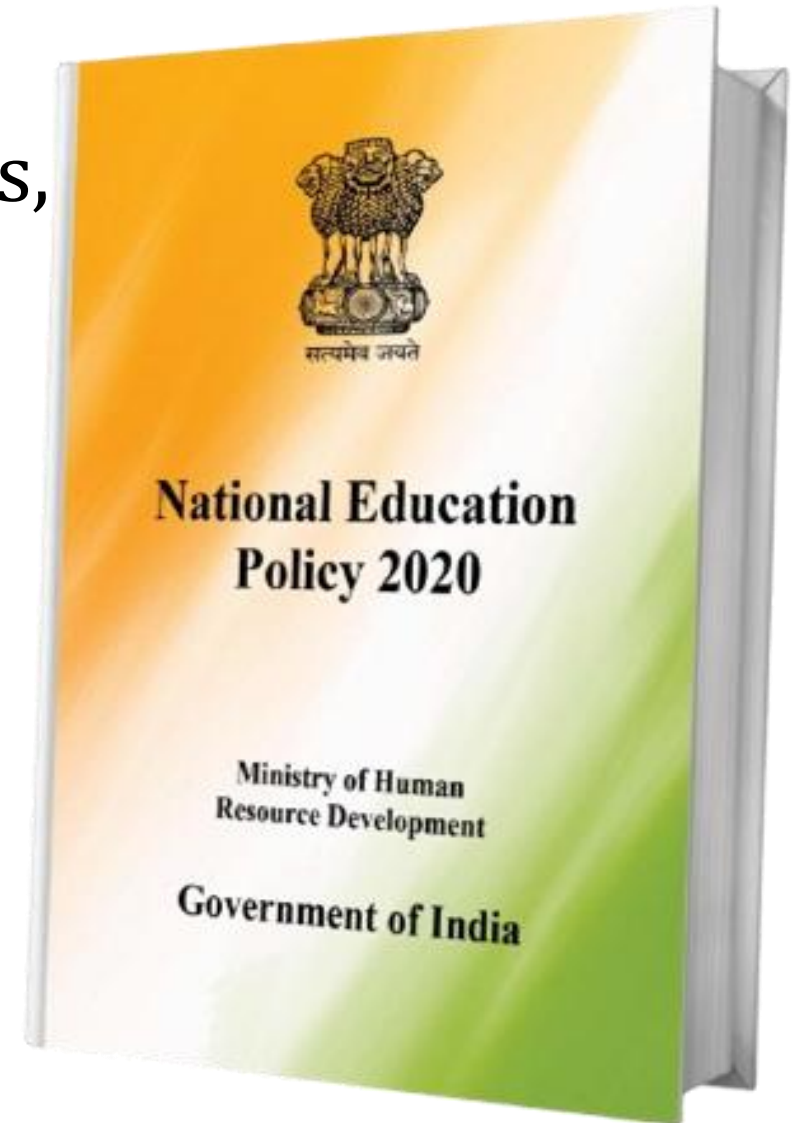
Let us understand
what does our
Policy say about
digital resources?



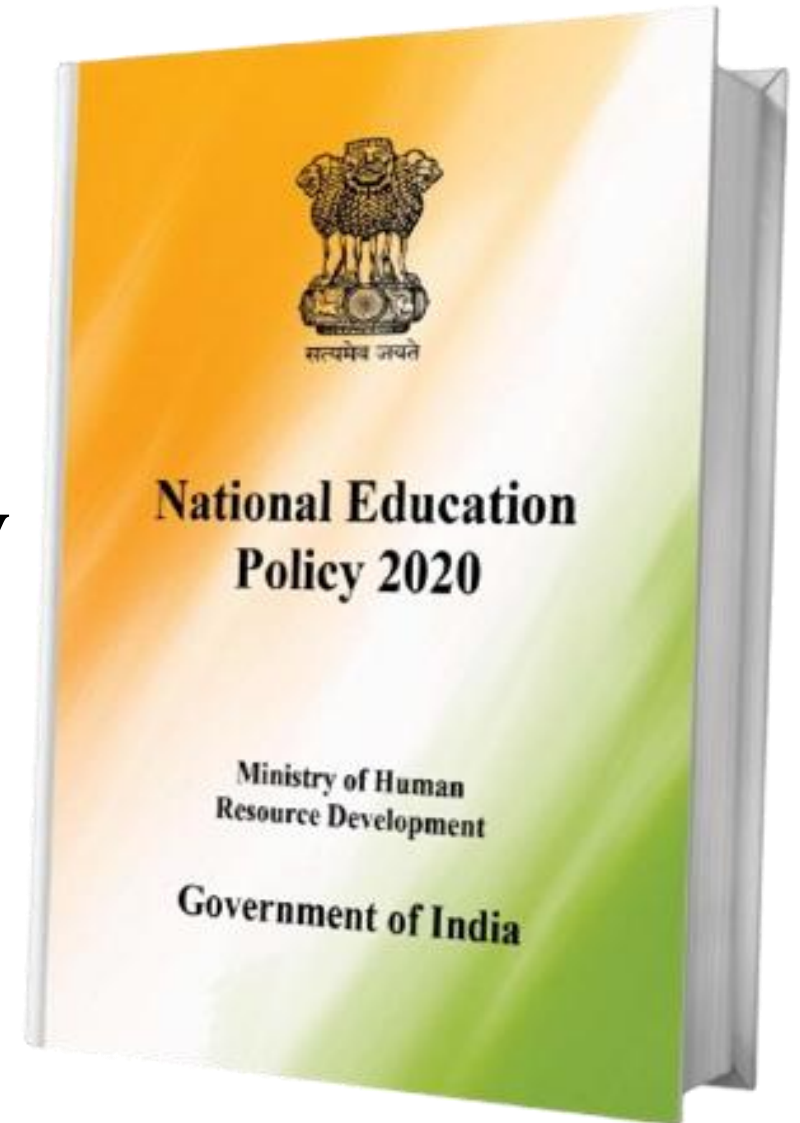
NEP 2020 stated in clause 23.6, “Teaching-learning eContent will continue to be developed by all states in all regional languages, as well as by the NCERT, CIET, CBSE, NIOS, and other bodies/ institutions, and will be uploaded onto the DIKSHA platform.”



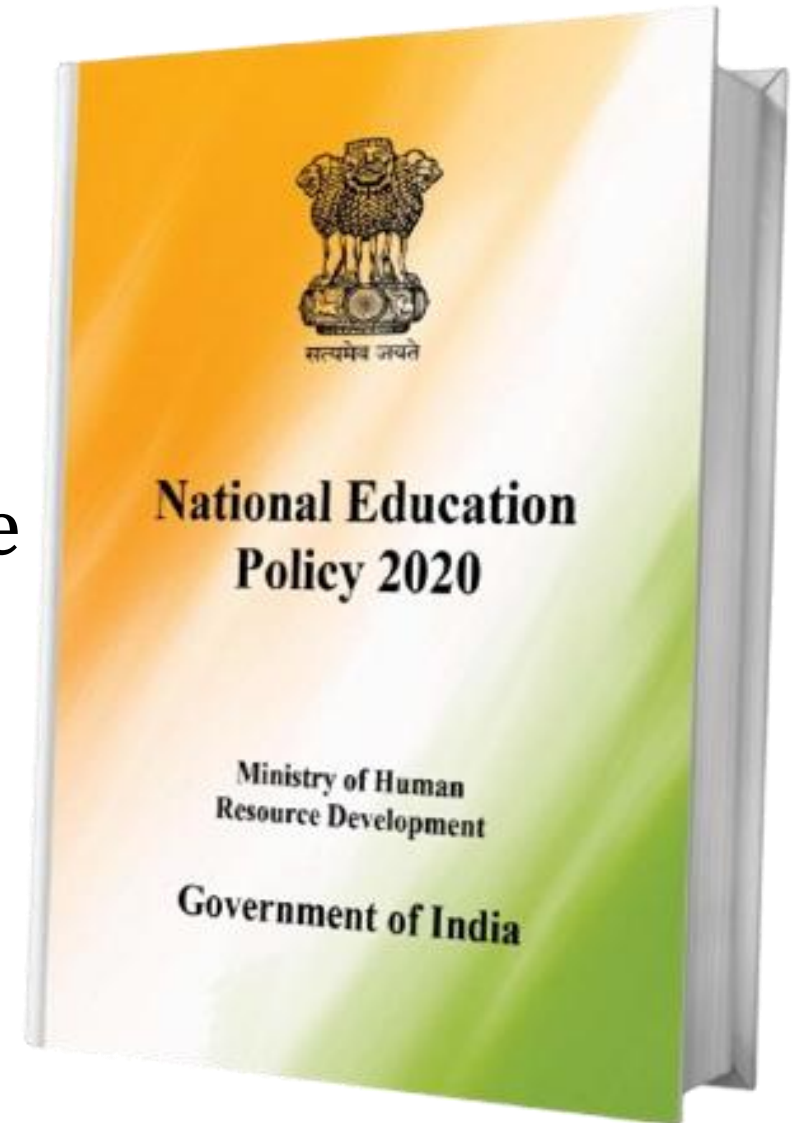
Technology-based education platforms, such as DIKSHA/SWAYAM, will be better integrated across school and higher education, and will include ratings/reviews by users, so as to enable content developers create user friendly and qualitative content.



A digital repository of content including creation of coursework, Learning Games & Simulations, Augmented Reality and Virtual Reality will be developed, with a clear public system for ratings by users on effectiveness and quality. [24.4 (d)].



A dedicated unit for the purpose of orchestrating the building of digital infrastructure, digital content and capacity building will be created in the Ministry to look after the e-education needs of both school and higher education. (24.5).



Why Video Resources ?



Engagement

Videos are highly engaging due to their combination of visuals, audio, and motion.

Multimodal Learning

The combination of visual and auditory elements in videos helps reinforce learning through multiple sensory channels

Storytelling

Effective storytelling in videos can immerse viewers in a narrative

Visual and Auditory Learning

Many students have different learning styles, and video resources cater to visual and auditory learners by presenting information through both visuals and sound.

Interactive

Videos can incorporate quizzes, clickable links, and other engagement features, promoting active learning and knowledge retention.

Forms of eContent that can be integrated in Video

Multimedia

- ✓ INTERACTIVE MEDIA
- ✓ MAPS
- ✓ SIMULATION
- ✓ AUDIO
- ✓ VIDEO
- ✓ INTERACTIVE TIMELINES
- ✓ SLIDE SHOWS

Text

- ✓ ADVERTISEMENTS
- ✓ MIND MAPS
- ✓ INFOGRAPHIC
- ✓ DIAGRAMS
- ✓ FLOW CHARTS
- ✓ GRAPH

Audio / Video

- ✓ PHOTOGRAPHS
- ✓ VIDEOS
- ✓ PODCASTS
- ✓ ANIMATION
- ✓ CARTOONS



When to use
Video Resources ?

WE
HAVE
THREE
OPTIONS



- ✓ Before the class
- ✓ During the class
- ✓ After the class

SCENARIO 1

SCENARIO 2



4

बया हमारी चिड़िया रानी!



आनंदमयी कविता

बया हमारी चिड़िया रानी!

तिनके लाकर महल बनाती,
ऊँची डाली पर लटकाती,
खेतों से फिर दाना लाती,
नदियों से भर लाती पानी।

तुझको दूर न जाने देंगे,
दानों से आँगन भर देंगे,
और होज में भर देंगे हम,
मीठा-मीठा ठंडा पानी।

फिर अंडे सेयेगी तू जब,
निकलेंगे नन्हें बच्चे तब,
हम आकर बारी-बारी से,
कर लेंगे उनकी निगरानी।

फिर जब उनके पर निकलेंगे,
उड़ जाएँगे बया बनेंगे,
हम तब तेरे पास रहेंगे,
तू मत रोना चिड़िया रानी।

— महादेवी वर्मा





बया हमारी
चिडिया रानी!



0331004

SCENARIO 3

But here's the twist



Video Resources can be

- ✓ Curated
- ✓ Developed



THE

Week
Ahead