



जादुई  
पिठारा  
Jaadui  
Pitara

जादुई पिठारा  
जादुई पिठारा  
జాదుల పిఠార  
ജാദുക്കളുടെ പിఠార  
जादुई पिठारा  
जादुई पिठारा  
जादुई पिठारा  
जादुई पिठारा  
जादुई पिठारा  
जादुई पिठारा

जादुई पिठारा  
जादुई पिठारा  
जादुई पिठारा  
जादुई पिठारा  
जादुई पिठारा  
जादुई पिठारा  
जादुई पिठारा  
जादुई पिठारा  
जादुई पिठारा  
जादुई पिठारा



# Jaadui Pitara



**MUSICAL INSTRUMENTS:  
Tambourine(Dhaphli),Flute,and Damru**




# Rope Ladder



# Bowling Set



# Hammering Toy



**Ball**



# Beads with Holes and String






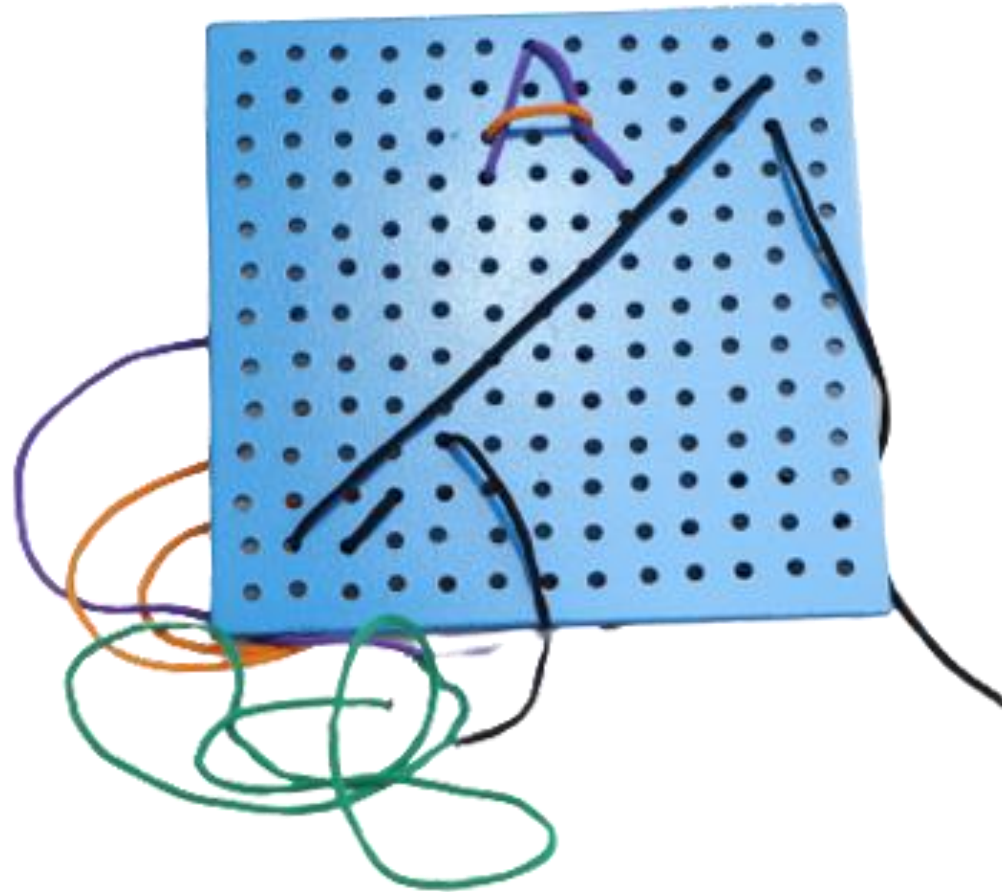
# Building Blocks



# Spinning Top



# Lacing Board with Strings



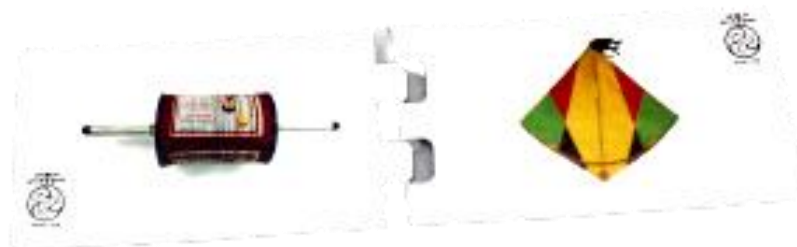
## Rolling Board and Rolling Pin



# Jig Saw Puzzles



# Self-Corrective Relationship Puzzle



# Feely Bag



# Colourful Graded Rings





# Kitchen Set




## Doll (Male and Female)



# Memory Card



# What is Missing




# Pre-Number Concept Cards



# Picture Cards



# Colour Domino



# Colour Seriation Cards






# Sequential Thinking Cards




# Jocker Cards



# Number-Dot Dominos



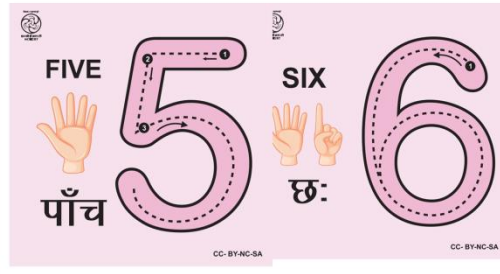

# Shape Sorter Board with String



# Junior Abacus




# Number Tracing Cards



# Solid Velcro Shapes





# Tiles








# Picture Reading Posters



# Poem Posters



## मकड़ी की आँखें

मकड़ी रोई, मकड़ी रोई,  
उसकी बात समझे ना कोई,  
चिड़िया और गिलहरी साथ,  
मकड़ी कर रही थी बात।

बोली गिलहरी मेरी आँखें हैं दो,  
चिड़िया बोली मेरी भी दो,  
मकड़ी बोली मेरी आठ,  
हँसे गिलहरी- चिड़िया साथ।

यह देख मकड़ी झल्लाई,  
सबको फिर यह बात बताई,  
आँखें हैं मेरी आठ,  
इसमें हँसने की क्या बात!

दोनों आँखों से मैं देखूँ,  
आगे-पीछे, इधर-उधर,  
बाकी आँखें सिमल देती,  
होता कहीं खतरा अगर।

गिलहरी- चिड़िया थे हैगन,  
आज मिला उसको यह ज्ञान,  
मकड़ी की होती आँखें आठ,  
समझ आ गई अब यह बात?

मकड़ी भी फिर मुस्कुराई,  
जोर से ताली बजाई,  
मुझमें है यह बात निराली,  
मैं हूँ 'आठ आँखों' वाली।

रचनाकार - मुंशता ह्वागी  
चित्रकार - साग्या जैन  
कार्यक्रम संपन्नकर - प्रो. सुनीति रत्नवाल  
CC-BY-NC-SA



## माँ की अलमारी

माँ दिखलाओ, अपनी अलमारी,  
देखें कितनी हैं, उसमें साड़ी !

माँ बोली - है भरा खज़ाना,  
गिनकर तुम मुझको बतलाना।

साड़ियों का भरा भण्डार,  
एक, दो, तीन, चार।


पाँच, छः, सात, आठ,  
उस गठरी की भी खोलो गाँठ !

खोली गठरी मिल गई साड़ी,  
गिन ली उनमें से भी सारी !

नौ, दस और अब बस,  
बस, बस ! ये हैं कुल दस।

हँसकर तब बोली माँ प्यारी,  
छान ली अम्मा की अलमारी !

रचनाकार - अंजली  
चित्रकार - साग्या जैन  
कार्यक्रम संपन्नकर - प्रो. सुनीति रत्नवाल  
CC-BY-NC-SA



## मस्त कलंदर

एक पेड़ पर, था एक बंदर,  
नाम था उसका मस्त कलंदर।  
उछल-कूद था खूब मचाता।  
धमा - चौकड़ी उसे था भाता।

एक दिन पाई एक टोपी,  
लाल-लाल प्यारी सी टोपी।  
सिर पर पहनी उसने टोपी,  
राजा बना मैं पहन के टोपी।

राजा बनना था एक सपना,  
अकड़ के मुझको अब है चलना।  
सोच कलंदर चला अकड़ के।  
बात करो ना कोई मुझसे।

आँखे ऊपर, पैर बढ़ाया,  
पैर के नीचे गड़ढ़ा आया।  
कीचड़ में गिर गया कलंदर,  
अब न रहा राजा वह बंदर।

रचनाकार - सावित्री सिंह  
चित्रकार - साग्या जैन  
कार्यक्रम संपन्नकर - प्रो. सुनीति रत्नवाल  
CC-BY-NC-SA


# Story Cards



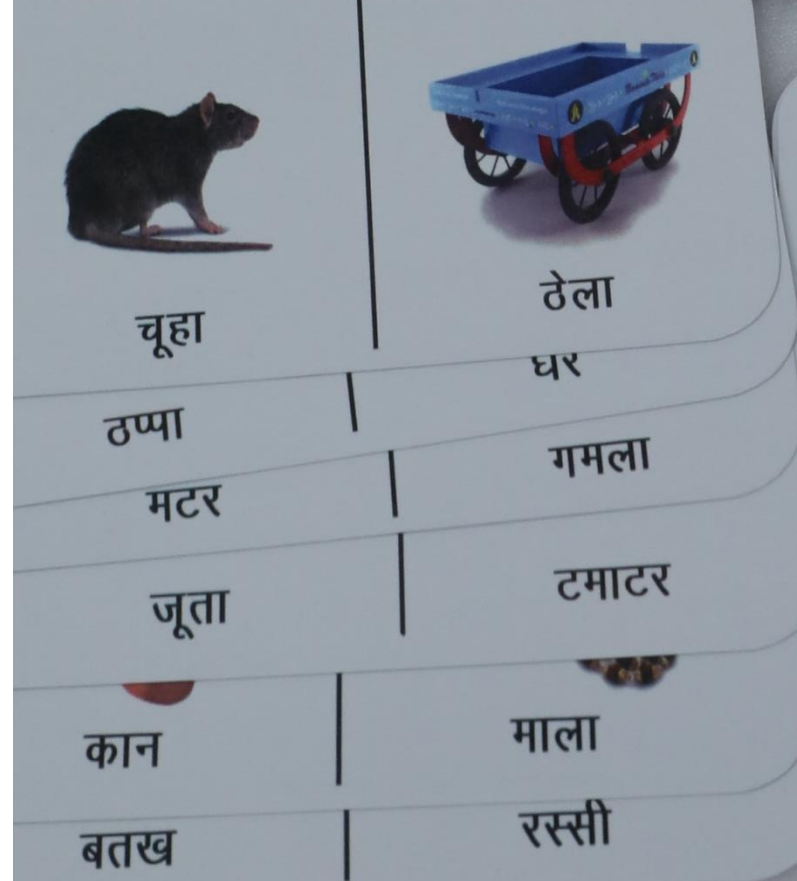
# Glove Puppets




# Firkee-Children's Magazine



# Hindi Sound Domino



# English Sound Domino





# Alphabet Flashcards (Uppercase and Lowercase)



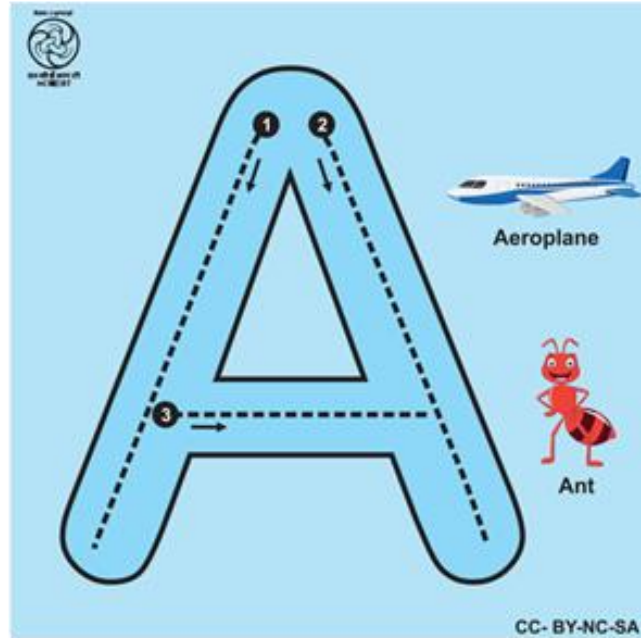
# Hindi Akshar/Varnmala-Flashcards



# Alphabet Tracing Board(ATB)



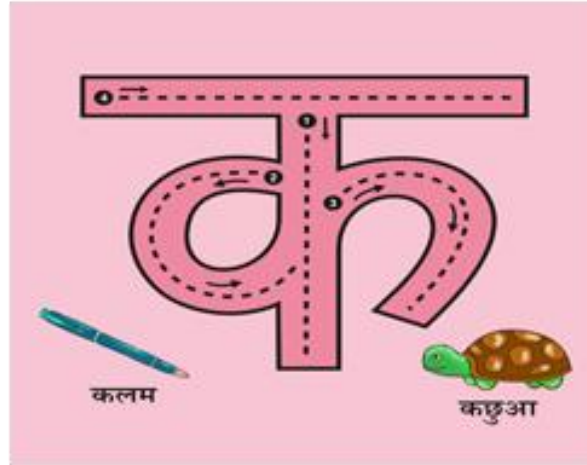
# Alphabet Tracing Cards



# वर्णमाला –Swar Tracing Cards



# वर्णमाला –VyanjanTracing Cards



# Alphabet Chart (English)



# Swar Chart

वर्णमाला-स्वर

अ अदरक अनार आ आम इ इमली इलायची ई ईख ईट

उ उड़ान उल्लू ऊ ऊन ए एक ऐ ऐनक

ओ ओखली ओढ़नी औ औषधि औजार अं अंजीर अंगूर

अः

संस्कृत - अनामिका विद्यालय - भारत सरकार भारतीय संस्कृत - डॉ. सुनील शर्मा CC-BY-NC-SA



# Vynajan Chart



## वर्णमाला-व्यंजन

|                           |                           |                           |                           |                           |
|---------------------------|---------------------------|---------------------------|---------------------------|---------------------------|
| <b>क</b><br>कलम<br>कटुआ   | <b>ख</b><br>खजूर<br>खरगोश | <b>ग</b><br>गमला<br>गन्ना | <b>घ</b><br>घड़ी<br>घर    | <b>ङ</b>                  |
| <b>च</b><br>चटाई<br>चम्मच | <b>छ</b><br>छड़ी<br>छतरी  | <b>ज</b><br>जग<br>जहाज    | <b>झ</b><br>झंडा<br>झरना  | <b>ञ</b>                  |
| <b>ट</b><br>टप<br>टमाटर   | <b>ठ</b><br>ठप्पा<br>ठेला | <b>ड</b><br>डमरू<br>डफली  | <b>ढ</b><br>ढोलक<br>ढक्कन | <b>ण</b>                  |
| <b>त</b><br>तबला<br>तरबूज | <b>थ</b><br>थंभस<br>थंभ   | <b>द</b><br>दरवाजा<br>दही | <b>ध</b><br>धन<br>धनुष    | <b>न</b><br>नल<br>नदी     |
| <b>प</b><br>पत्ता<br>पतंग | <b>फ</b><br>फसल<br>फल     | <b>ब</b><br>बटन<br>बस     | <b>भ</b><br>भालू<br>भवन   | <b>म</b><br>भट्टर<br>मछली |
| <b>य</b><br>यान<br>यज्ञ   | <b>र</b><br>रस्सी<br>रथ   | <b>ल</b><br>लडकी<br>लहसुन | <b>व</b><br>वन<br>वर्षा   | <b>श</b><br>शहद<br>शलगम   |
| <b>ष</b><br>षटकोण         | <b>स</b><br>सड़क<br>सपेरा | <b>ह</b><br>हथेली<br>हल   |                           |                           |
| <b>क्ष</b><br>क्षत्रिय    | <b>त्र</b><br>त्रिशूल     | <b>ज्ञ</b><br>ज्ञानी      |                           |                           |

रचनाकार - आशा
चित्रांकन - पायल अग्रवाल
कार्यक्रम समन्वयक - प्रो. सुनीति सनवाल
CC-BY-NC-SA

# Number Chart




# Barkha Story Series(Graded Reading Series)




गिल्ली-डंडा



# Anand- Activity Book(Balvatika) and Loose Worksheets



# Unmukh- Trainers' Handbook for Balvatika



# Folding Bag with Pockets to Store and Display the Learning Material

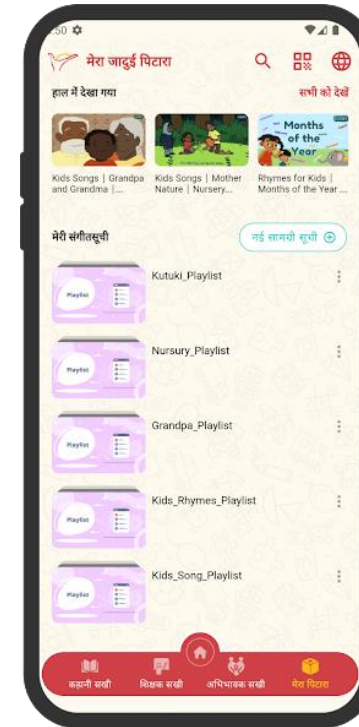
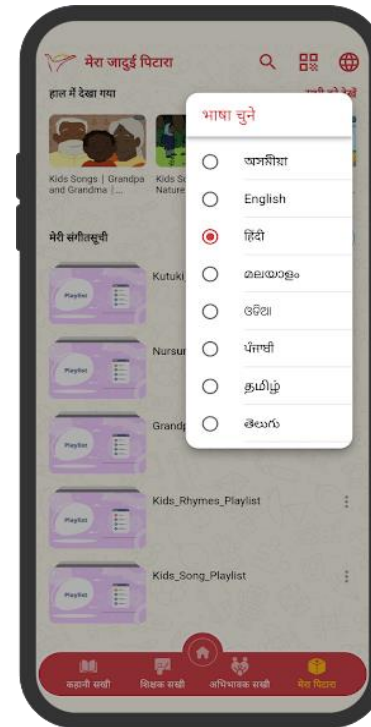
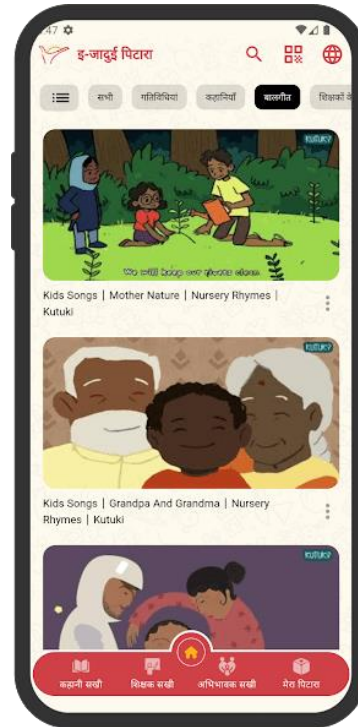


- <https://diksha.gov.in/jadoo/explore.html>



# eJaadui Pitara

Supplement and Complement to the Physical Jaadui Pitara

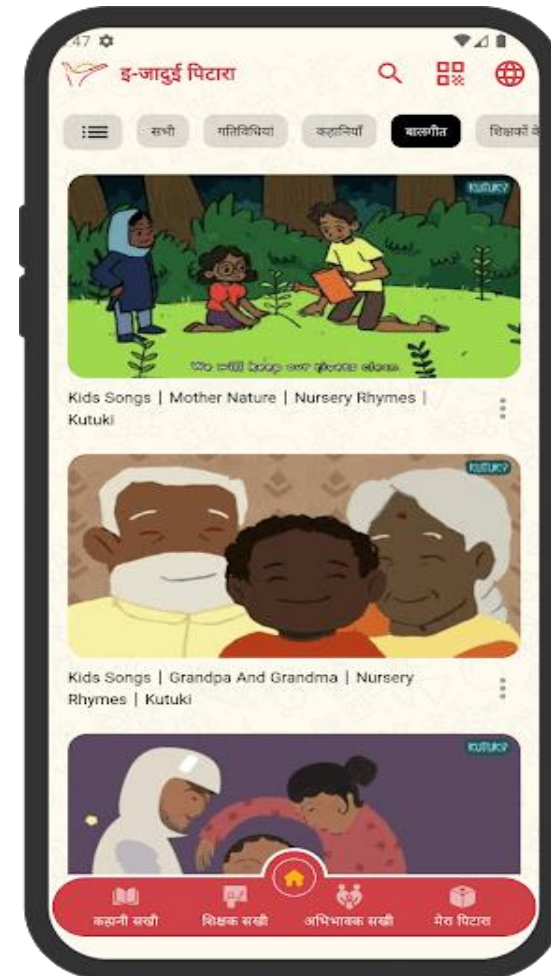




# Why eJaadui Pitara?



To compliment & supplement the physical Jaadui Pitara



# Multimodal Access to econtents on eJaadui Pitara



## **Mobile App Access:**

**Quick & Convenient Content Access for Parents, Teachers & care givers.**



## **IVRS (15108) :**

**Toll-free IVRS for Non-Smartphone Users:**

**>>Story of the Day, Song of the Day, Question of the Day in Multiple Languages**



## **AI-Powered Bots:**

>>WhatsApp & Telegram Chatbots.

>>**Story Bot (Katha Sakhi):** Suggests Stories in Different Languages.

>>**Parent Bot (Parent Tara) & Teacher Bot (Teacher Tara) :** Helps to gain expert knowledge on NEP 2020, NCF, Kids' Activities, Psychology, Pedagogy, etc



## Mobile App Access: Quick & Convenient Content Access for Parents, Teachers & care g



Google Play

Search: e jaadui pitara

Apps and games

Device

### e-Jaadui Pitara

Ministry of Education, Govt of India

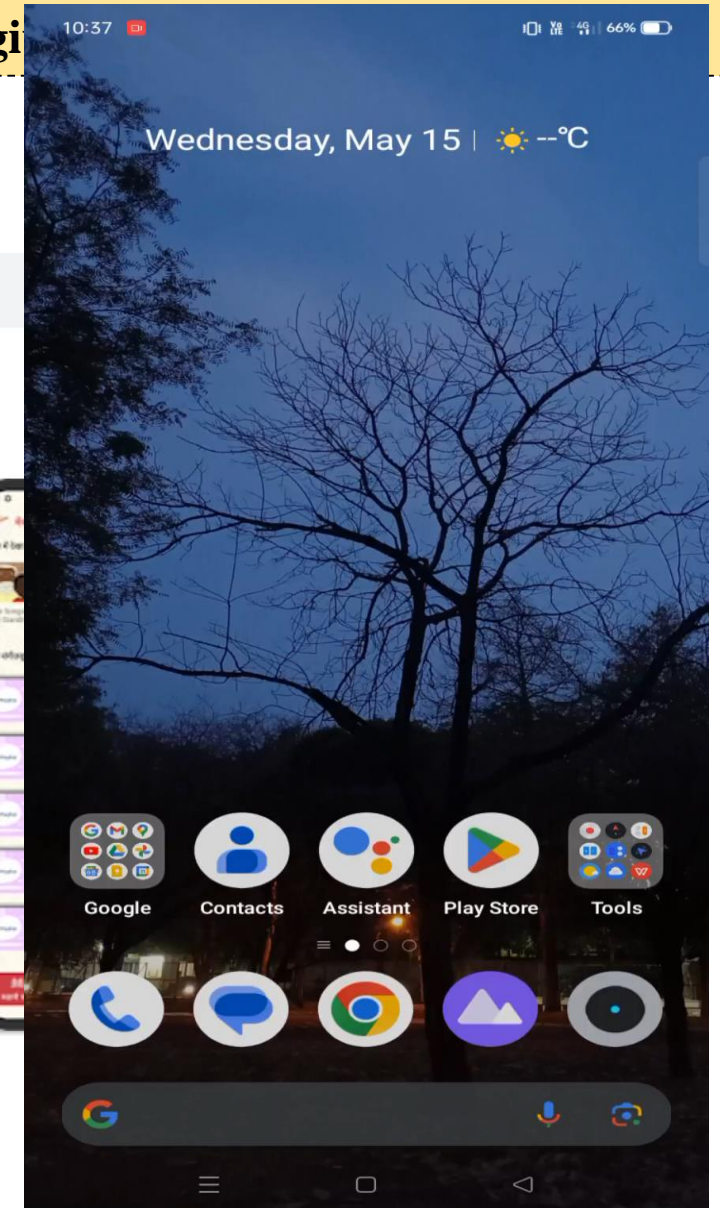
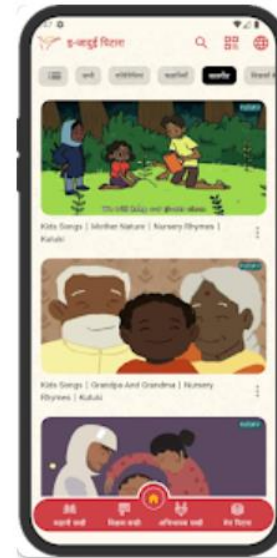
An app for parents and teachers to experience learning at a basic level.



10 thousand+  
download

All

Install on other devices





# CONTENTS

- Toys, games, puzzles, puppetry, posters.  
Flashcards, worksheets, storybooks, playbooks.

Available in



Indian languages

## Support for Teachers



- Trainers' handbook (ANAND & UNMUKH) provided.
- Trainers' handbook (ANAND & UNMUKH) provided.



सभी

गतिविधियां

कहानियाँ

बालगीत

गीत

**HINDI** **LEVEL 3**

**प्रिया का मास्क**



**Full HD**

प्रिया का मास्क: Learn Hindi With Subtitles - Story For Children & Adults "BookBox.Com"

**HINDI** **LEVEL 2**

**Rani's First Day at School**



**Full HD**

Rani's First Day At School: Learn Hindi With Subtitles - Story For Children "BookBox.Com"

**HINDI** **LEVEL 1**

**Too Big! Too Small!**





Rani's First Day at School: Learn Hindi with subtitles - Story for Children "BookBox.com"



Copy link










# Writing Address >


Pratham Open School English  
Pratham



NIEPID



0:07 / 2:37



**More videos**  
Tap or swipe up to see all





# Putting on shoes with laces >

Pratham Open School English



cbm



# Putting on shoes with laces

Activities of Daily Living (ADL)

0:01 / 1:59



More videos

Tap or swipe up to see all



**IVRS (15108)**



9599961445

KATHA SAKHI

TEACHER TARA

PARENT TARA



### e-Jaadui Pitara

I am here to help you with amazing stories and activities that you can engage your children with!

- Please select Story Sakhi for creating your own story
- Please select Parent Tara for getting suggestions of activities that you can engage with your children at home
- Please select Teacher Tara for getting suggestions of activities that you can engage with your children at school

#### DISCLAIMER:

The bots use Generative AI technology which may not be 100% accurate. Hence the responses given by the bots may have mistakes in their content and language. The responses are merely suggestive and must be used with caution determining its suitability and relevance to you and your context. By proceeding, you completely understand and



# PROMPT OF THE DAY



## e-Jaadui Pitara

**TODAY'S QUESTIONS :**

**Katha Sakhi :**  
Tell me a story of a young artist who overcome self-doubt and adversity to pursue their passion for painting, inspiring others to embrace their creativity and follow their dreams.

**Parent Tara :**  
My child is showing an interest in music. How can I nurture this interest and incorporate music into their daily routine?

**Teacher Tara :**  
How can I integrate music while teaching mathematics in class?

Visit Now: [ejaaduipitara.ncert.gov.in](http://ejaaduipitara.ncert.gov.in)

Easy to use eJaadui Pitara Mobile App.

Scan to Download

Dial in to the Toll-free IVRS number **15108**



NCERT OFFICIAL



@ncertofficial



@ncertindia



@ncert @ciet\_ncert



[ncert.nic.in](http://ncert.nic.in)  
[ciet.nic.in](http://ciet.nic.in)

Story Sakhi

Parent Tara

Teacher Tara

9599961445

**e-Jaadui Pitara**

**e-Jaadui Pitara**

I am here to help you with amazing stories and activities that you can engage your children with!...

Story Sakhi

07:47 ✓✓

Welcome to Katha Sakhi!

I can create a new story about whatever you ask for.

For example you can ask:

- Tell a story about a child prodigy

WhatsApp Web interface showing a chat with 'e-Jaadui Pitara' (Business Account). The chat content includes:

Here are few examples of what you can ask. MONDAY

Examples:

- What activity can I do with students to teach sorting or counting numbers
- How can I conduct my class with children with special needs
- What can I do to engage a child who is always distracted.

I can answer your questions about the new NCF  
Ask me about anything that you want. You can type or speak. 13:17

to teach science with help of music 13:17 ✓

Please wait, crafting response. it might take upto a minute. 13:17

To teach science with the help of music, you could engage in activities that combine the study of sound and vibration with musical experiences. Here is an activity idea:

1. Explain that sound is produced by vibrations. Use a puppeteer whistle to demonstrate how it works – when you blow into it, the paper strip vibrates and creates sound.
2. Allow children to play with different paper strips or plastic pieces to understand how changes in materials can alter the sound.
3. Create simple musical instruments, such as a rubber band stretched between two ice cream sticks, and show that plucking it causes vibrations and produces sound.
4. Play various musical instruments like dholak, harmonium, flute, and drum, and encourage children to observe and describe the sounds. Dis

...Read more 13:17

Hope you liked it! 13:17

If you want to change language or option, click below 13:17

Change Language

Change Option


Type a message



**Chats** 161

Search

All Unread Groups



**e-Jaadi Pitara**

One hot summer day, the sun was blazing in the sky like a giant golden lamp. Everything was baking under the heat, and the earth was very dry. Kaku flew from tree to tree, his throat parched, looking for water to drink. But the usual spots where he would find water were all empty; the river was just a thin stream, and the ponds had turned to mud.

Kaku was very thirsty, and he felt his wings getting tired. Just when he thought he might never find water, he saw a glimmer in the distance. He flew towards it quickly and found a garden with a tall earthen pot. Kaku's heart filled with joy at the sight of the water inside the pot.

However, there was a problem. The water level was too low, and Kaku's beak couldn't reach it. He thought hard, looking around for something to help him. Then he saw pebbles scattered around the garden path. An idea struck him!

Kaku started picking up the pebbles one by one with his beak and dropping them into the pot. With each pebble, the water rose a little higher. Plip, plop, plip, plop, went the pebbles into the water. Slowly but surely, the water level reached the top.

Kaku dipped his beak into the cool, refreshing water and drank happily until his thirst was gone.

After a nice long drink, Kaku flew up into a tree, feeling content and clever. And then he wondered, "What other adventures can I have using my cleverness?"

Now, imagine you are as clever as Kaku. What would you do next on a hot summer day? 10:58

0:00 10:58

Hope you liked it! 10:58

If you want to change language or option, click below 10:58

[Change Language](#)

[Change Option](#)

+ Type a message

e-Jaadui Pitara

- आप स्कूल में अपने बच्चा के साथ शामिल करने के गतिविधियों के सुझाव प्राप्त करने के लिए टीचर तारा का चयन करें।

अस्वीकरण:  
बॉट जनरेटिव एआई तकनीक का उपयोग करते हैं जो 100% सटीक नहीं हो सकता है। इसलिए बॉट्स द्वारा दी गई प्रतिक्रियाओं में उनकी सामग्री और भाषा में गलतियाँ हो सकती हैं। प्रतिक्रियाएँ केवल विचारोत्तेजक हैं और इनका उपयोग आपके और आपके संदर्भ के लिए इसकी उपयुक्तता और प्रासंगिकता का निर्धारण करते हुए सावधानी के साथ किया जाना चाहिए। आगे बढ़ते हुए, आप इसे पूरी तरह से समझते हैं और स्वीकार करते हैं।  
कृपया आगे बढ़ने के लिए नीचे दिए गए विकल्प का चयन करें

11:12

कथा सखी  
पेरेंट तारा  
टीचर तारा

hume ek cockroach se darne wale bacche ki kahani sunai 11:13 ✓✓

कृपया प्रतीक्षा करें, प्रतिक्रिया तैयार कर रहा हूँ। इसमें एक मिनट तक लग सकता है। 11:13

शीर्षक: राहुल और रमेश, कॉकरोच से दोस्ती एक छोटी सी बस्ती में, दो प्यारे दोस्त रहते हैं-राहुल और रमेश। राहुल एक शर्मिला लडका था, जो कॉकरोच से बहुत डरता था। जब भी वो कॉकरोच को देखना, तो चिल्ला उठा-"मम्मा, कॉकरोच!" रमेश, उसका दोस्त, बहादुर और समाजदार था। एक दिन, रमेश ने सोचा की वो राहुल को तिलचट्टे से डरने की बजाये से दोस्ती करने में मदद करेगा। "राहुल, तू जनता है कॉकरोच हमारे घर को साफ रखते हैं? वो खाने की टुकड़े टुकड़े को खा जाते हैं जो हम गलती से गिरा देते हैं"। राहुल थोडा सोचा, और बोली, "सचची? पर वो तो बहुत रास्ते लगते हैं।" रमेश मुस्कराया और एक प्लान बनाया। उसे एक छोटी सी खिलौना तिलचट्टा खरीदी और राहुल को दिखाया। "ये देखो, कैसे मैं इसी खेलता हूँ। ये नहीं धरती, बात्की खुशी-खुशी मेरे साथ खेलती है"। राहुल ने धीरे से खिलौना तिलचट्टे को छुवाया। पहले तो थोड़ा...[Read more](#)

11:14

0:00 11:14

+ Type a message

## Prompts for Katha Sakhi (English)

1. Tell a story about a child who discovers her school bag is magical and can transport her to any place written on a piece of paper put inside it.
2. Tell me a story about a king that will make my children laugh.
3. Tell me a story of a child who finds a talking animal in her backyard imagining the first conversation she has with this animal?
4. Create a story about a young prince or princess who loses the crown and the adventure across the kingdom to find it with the help of woodland friends.
5. Narrate a tale about a person who can paint the sky and change the weather with his magical paintbrush.
6. Write a story about a child who wakes up to find the vegetables in the kitchen have come to life and are planning to surprise her family.
7. Tell a story about a child who invents an invisible bicycle that only she can see and ride. Where do they go?

# PROMPT OF THE DAY



## e-Jaadui Pitara

**TODAY'S QUESTIONS :**

**Katha Sakhi :**  
Tell me a story of a young artist who overcome self-doubt and adversity to pursue their passion for painting, inspiring others to embrace their creativity and follow their dreams.

**Parent Tara :**  
My child is showing an interest in music. How can I nurture this interest and incorporate music into their daily routine?

**Teacher Tara :**  
How can I integrate music while teaching mathematics in class?

**Visit Now:**  
[ejaaduipitara.ncert.gov.in](http://ejaaduipitara.ncert.gov.in)

**Easy to use eJaadui Pitara Mobile App.**

**Scan to Download**

**Dial in to the Toll-free IVRS number 15108**



NCERT OFFICIAL



@ncertofficial



@ncertindia



@ncert  
@ciet\_ncert

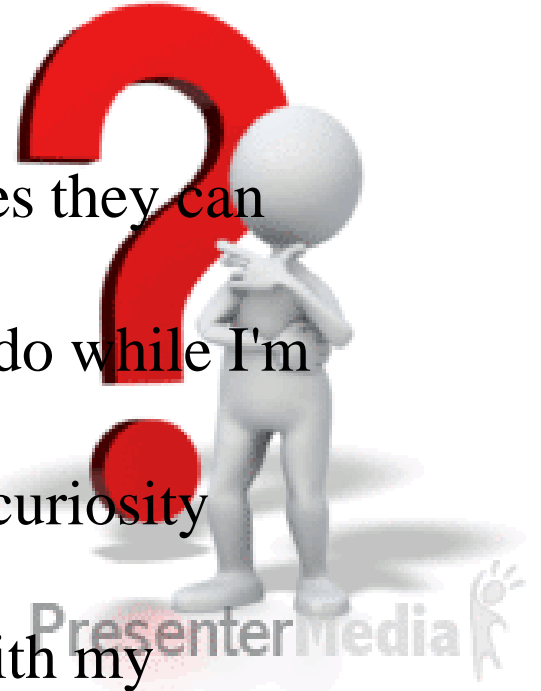


[ncert.nic.in](http://ncert.nic.in)  
[ciet.nic.in](http://ciet.nic.in)

- A student consistently misses homework assignments. How should I address this issue?
- How can I handle a student who constantly disrupts the class?
- What strategies can I use to promote collaboration and teamwork among students?
- How should I handle conflicts between students in the classroom?
- How can I involve the visually impaired student in classroom projects and presentations?
- How can I use drawings and pictures to help teach math?
- How can I use stories and fun activities to teach about animals and nature in science?
- What games and puzzles can I use to make learning about numbers and math facts fun?
- How can I create a positive and inclusive classroom environment for all students?



- My child enjoys drawing and painting. What are some art activities they can do while I'm cooking?
- My child loves music. What are some musical activities they can do while I'm cleaning?
- My child is curious about everything. How can I encourage their curiosity while I'm doing household chores?
- What fun games or activities can I create using building blocks with my child?
- How can I use plastic bottles or containers to create a science experiment with my child?
- How can I use a map or globe to teach my child about geography and world cultures?

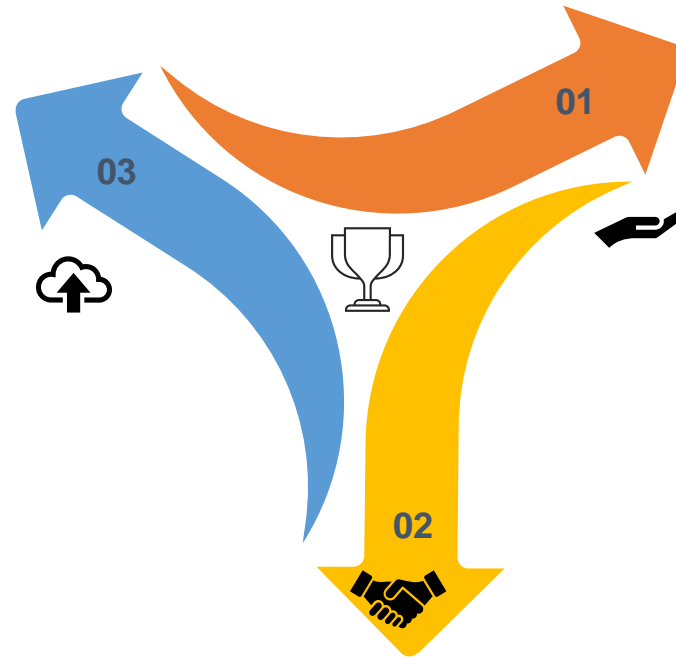




- How can I help my child feel better when they're sad or scared?
- What are some ways to make bedtime easier and more fun for my child?
- My child gets very upset when I leave them at school. How can I make drop-offs easier?
- What can I do to help my child make friends and play with other kids?
- My child won't try new foods. How can I get them to eat healthier?
- How do I teach my child to be polite and kind to others?
- My child gets bored while I'm cleaning. What are some fun learning activities to keep them occupied?

# Way Forward

**Uploading more content  
in each category and  
question of the day**



**States/UTs to support in  
sourcing more contents in  
regional languages**

**Collaborating with partners, Govt/  
NGOs/CSR etc. and other stakeholders to  
gather more econtents and strengthen  
advocacy**



# List of resource links related to eJaadui Pitara

1. Promo Video of eJaadui Pitara1: <https://youtu.be/N9gWJaFsSRU>
2. Promo Video of eJaadui Pitara 2: <https://youtu.be/bFnDb33OMbQ>
3. e-Jaadui Pitara Audio Jingle 1: <https://youtu.be/K9bpLXoqryAe>
4. e-Jaadui Pitara Audio Jingle 2: <https://youtu.be/Hwj5pZPCWtQ>
5. e-Jaadui Pitara jingle 3: <https://youtu.be/q0KSsnZ7wIA>
6. Website / Landing Page: <https://ejaaduipitara.ncert.gov.in/>
7. Google Play Store: <https://play.google.com/store/apps/details?id=in.gov.myjp.app>
8. Telegram Bot: [https://t.me/eJaaduiPitara\\_bot](https://t.me/eJaaduiPitara_bot)
9. WhatsApp Bot:  
[https://api.whatsapp.com/message/HEBTXZUOJZBLK1?autoload=1&app\\_absent=0](https://api.whatsapp.com/message/HEBTXZUOJZBLK1?autoload=1&app_absent=0)
10. IVRS eJaadui Pitara Number: **15108**