

CANVAS:

LEARNING MANAGEMENT SYSTEM



Dr. Banti Ganguly
Assistant Professor
Department of Chemistry
Bir Bikram Memorial College
Agartala, Tripura




What is LMS???

- A learning management system (LMS) is a software application or web-based technology used to plan, implement and assess a specific learning process.
- Typically, a learning management system provides an instructor with a way to create and deliver content, monitor student participation and assess student performance.
- The first introduction of the LMS was in the late 1990s



Benefits of LMS



Essential LMS Features

- Integrated virtual classroom**
Enables learners to get into learning on each new e-course they sign up for.
- Technical Support**
Technical assistance is required when things go wrong,
- Customizable & multi-lingual**
As per the requirement the valuable pieces of software get customized
- Course management**
Semi-automatic course administration, order management, pre-registration, and assigning courses can be performed.
- Reports**
Customized reports help in tracking the learner and the tutor performance easily.
- Communication Management**
Within the LMS system, all course communications and notifications can be done.
- SCORM compatibility**
Wide range of different course types and formats in the e-learning industry to certify compatibility.
- Data Storage**
Make administration more comfortable to manage by securely keeping e-courses and training resources.
- Assessment creation & management**
Easy to create and manage the assessment tools.
- Ecommerce**
Direct payments through LMS make financial administration simple and straight-forward.

GoodFirms

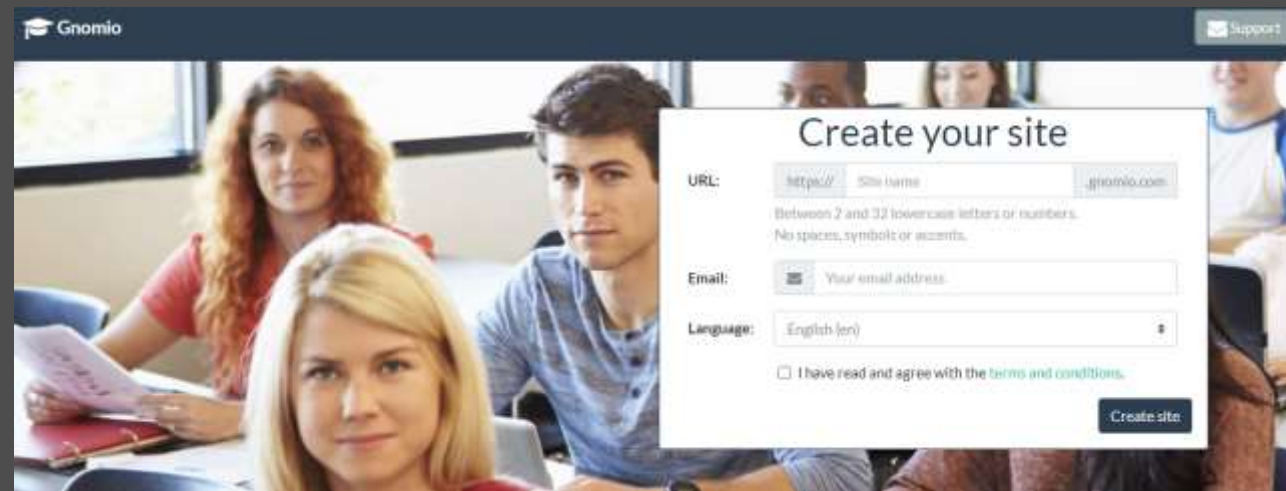
Types of LMS



The Moodle website homepage features a dark navigation bar with links for DOCUMENTATION, DOWNLOADS, DEMO, TRACKER, DEVELOPMENT, TRANSLATION, and MOODLENET. The main header includes the Moodle logo, a language selector set to English - United States (en_us), and a login status indicator. The main content area has an orange background with the text "Getting started is easy" and "Moodle is the world's most popular learning management system. Start creating your online learning site in minutes!". A "GET STARTED TODAY" button is prominently displayed. An image of a laptop and smartphone shows the Moodle interface on different devices.



The TalentLMS website homepage has a white background with a red border. The navigation bar includes the TalentLMS logo and links for TOUR, FEATURES, PRICING, CUSTOMERS, TALENTLIBRARY, and BLOG. There are also LOGIN and GET STARTED buttons. The main headline reads "Where training never stops. No matter what." Below this, it says "Move your training online with the most intuitive, affordable cloud LMS." A large orange button says "Start training for free". The page is decorated with paper airplane graphics and a sun icon.



The Gnomio website features a "Create your site" form overlaid on a background image of students in a classroom. The form includes the following fields and options:

- URL:** A text input field with "http://" and "Site name" labels, and a dropdown menu showing ".gnomio.com". Below the field, it states: "Between 2 and 32 lowercase letters or numbers. No spaces, symbols or accents."
- Email:** A text input field with "Your email address" label.
- Language:** A dropdown menu showing "English (en)".
- I have read and agree with the [terms and conditions](#).
- Create site:** A dark button to submit the form.

Canvas as LMS

Canvas is a versatile, customizable, and inclusion of extended application that increases the flexibility and easiness of file management.

Canvas has many features that are used to provide information to students.



<https://canvas.instructure.com/login/canvas>

- Go to: <https://canvas.instructure.com/login/canvas>
- Login **or** create a free user account.

How to create a new course:

- Go to the “Courses” menu and select “All Courses”
- On the right-hand side click the grey box that says

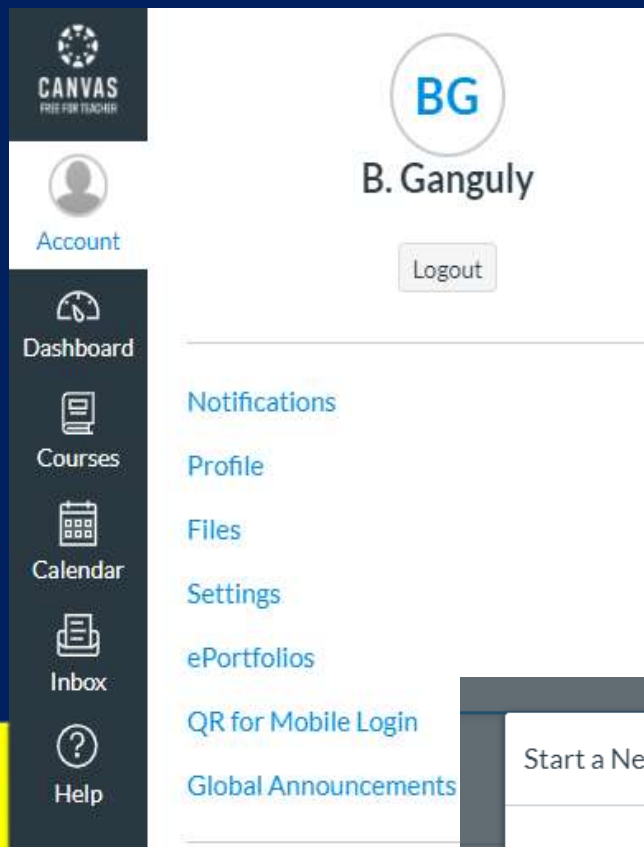
<https://canvas.instructure.com/login/canvas>

Log In to Your Free Canvas Account


Do you have a free Canvas account (the kind any individual user can get at no cost)? Cool-here's where you log in.

Stay signed in

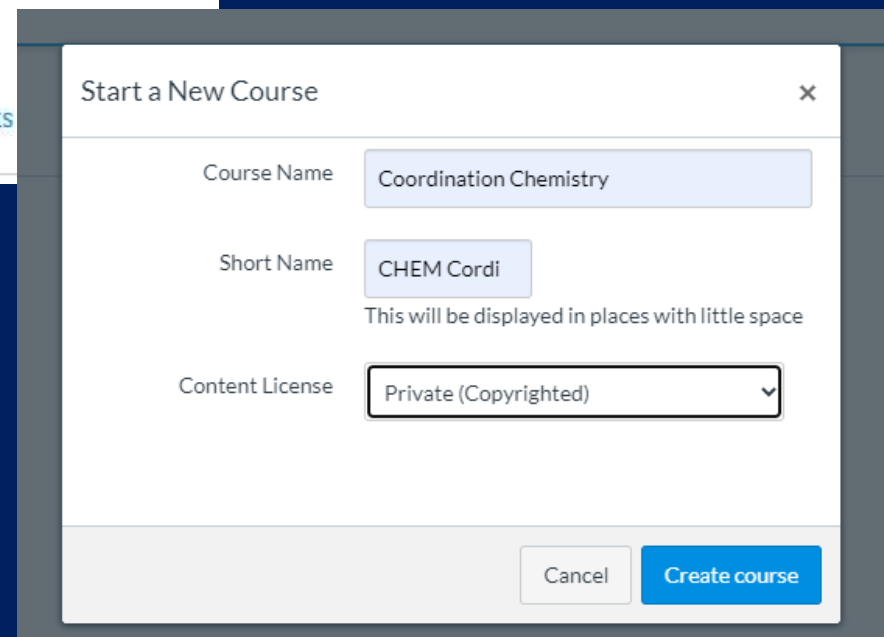
[Forgot password?](#)



The image shows a vertical sidebar menu on the left with icons for Account, Dashboard, Courses, Calendar, Inbox, and Help. The main content area on the right displays the user's profile for B. Ganguly, including a circular profile picture with the initials 'BG' and a 'Logout' button. Below the profile, there is a list of navigation links: Notifications, Profile, Files, Settings, ePortfolios, QR for Mobile Login, and Global Announcements.



The image shows the Canvas dashboard interface. At the top, there is a 'Welcome to Canvas!' message. Below it, there is a 'Notifications' section with a 'Notification Preferences' link. The main area is titled 'Dashboard' and is currently empty. On the right side, there is a 'Coming Up' section with a 'View Calendar' link and a 'Nothing for the next week' message. Below that, there are 'Start a New Course' and 'View Grades' buttons. A vertical sidebar on the left contains icons for Account, Dashboard, Courses, Calendar, Inbox, and Help.



The image shows a 'Start a New Course' dialog box. It has a title bar with a close button (X). The dialog contains three input fields: 'Course Name' with the value 'Coordination Chemistry', 'Short Name' with the value 'CHEM Cordi', and 'Content License' with a dropdown menu showing 'Private (Copyrighted)'. Below the input fields, there is a note: 'This will be displayed in places with little space'. At the bottom right, there are two buttons: 'Cancel' and 'Create course'.

Home

Announcements

Assignments

Discussions

Grades

People

Pages

Everyone

Project Groups



Search people

All Roles

+ Group Set

+ People



Add People



Add user(s) by

Email Address Login ID SIS ID

Example: lsmith@myschool.edu, mfooster@myschool.edu

btofanelli@napavalley.edu

Role

Student

Section

Commons Course

Cancel

Next

CHEM Cordi > Modules

Home

View Progress + Module

Course Status: Unpublished Publish

[Import Existing Content](#)
[Import from Commons](#)
[Choose Home Page](#)
[View Course Stream](#)
[New Announcement](#)
[Student View](#)
[New Analytics](#)
[View Course Notifications](#)

Coming Up [View Calendar](#)
Nothing for the next week

[Home](#)
[Announcements](#)
[Assignments](#)
[Discussions](#)
[Grades](#)
[People](#)
[Pages](#)
[Files](#)
[Syllabus](#)
[Outcomes](#)
[Rubrics](#)
[Quizzes](#)
[Modules](#)
[Conferences](#)

Create a new Module

Add Module

Valence Bond Theory Mod 1

Lock until

Cancel Add Module

CHEM Cordi > Quizzes > Unnamed Quiz

Home

Points 1 Not Published

Announcements

Assignments

Discussions

Grades

People

Pages

Files

Syllabus

Outcomes

Rubrics

Quizzes

Modules

Conferences

Details Questions

Unnamed Quiz

Quiz Instructions: [HTML Editor](#)

B *I* U **A** |

Paragraph

Thank You!

