

Virtual Lab as a teaching learning tool for Languages



Date and Time

9 December, 2024

from 10:00 AM to 11:00 AM, Monday



Dr. Rajiv Mahto
Sr. Academic Consultant
CIET-NCERT, New Delhi



Dr. Varun Ashokan
Assistant Professor in Language Education
Department of Education
RIE Bhubaneshwar

Resource Persons



Watch it Live on NCERT Official YouTube Channel
<https://www.youtube.com/@NCERTOFFICIAL>

You can
watch at:



DD Free Dish Channel
Dish TV Channel #2027-2033




PM eVidya Channel #6-12



Jio TV

For any further queries, mail to : diksha.training@ciet.nic.in Or Call : 8800440559

विद्यया ऽ मृतमश्नुते



एन सी ई आर टी
NCERT

Virtual Labs for Language Learning

Dr. Varun Ashokan
Assistant Professor in Language Education,
RIE, Bhubaneswar

Dr. Rajiv Ranjan Mahto
Senior Academic Consultant
CIET-NCERT

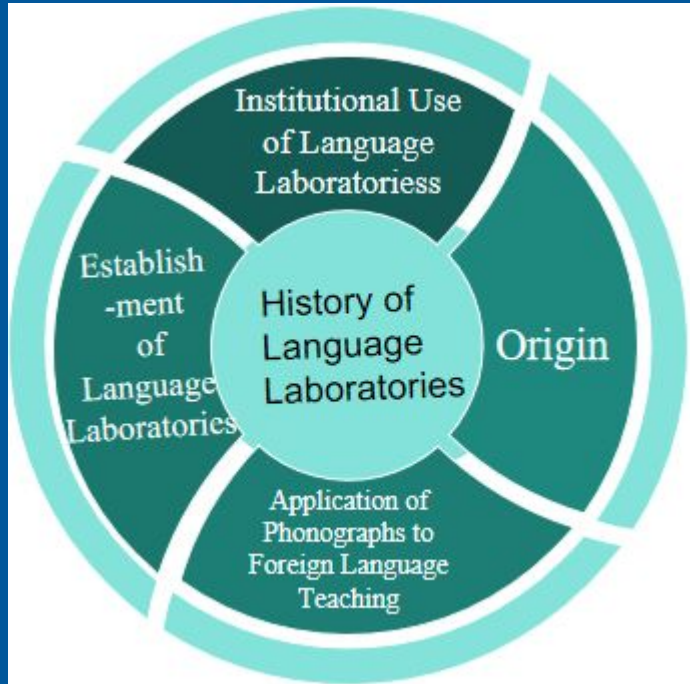
Agenda

- Language Learning
 - Language Lab
 - Computer Assisted Language Learning (CALL)
 - Virtual Labs for Language Learning
 - Demonstration
-

Means and modes in Language Learning

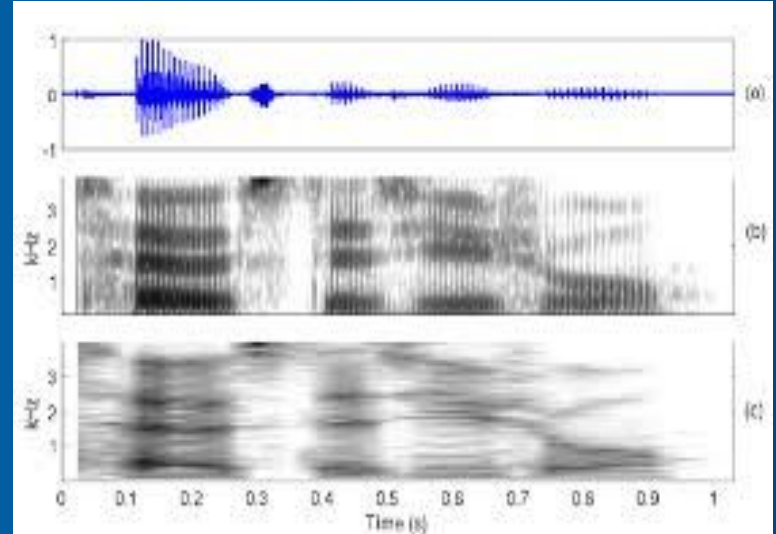
- One to One / Many (Instructed)
 - Language Learning Aids (Hand made / Printed)
 - Content and Language Integrated Learning (CLIL)
 - Peer and Collaborative Learning
 - Technology-Enhanced Language Learning (TELL)
 - Language Laboratories
-

Evolution of Language Laboratories



My Fair Lady (1964)

A Language lab set-up



Spectrogram:
TimeFrequency Amplitude

Virtual Language Lab: Revolutionizing Language Learning through technology

- Assistive tools for
 - Improving pronunciation
 - Learning and practicing the target language
 - Enhancing communication skills through technology
 - Confidence building
- A supplement to the course
- As an Assessment tool



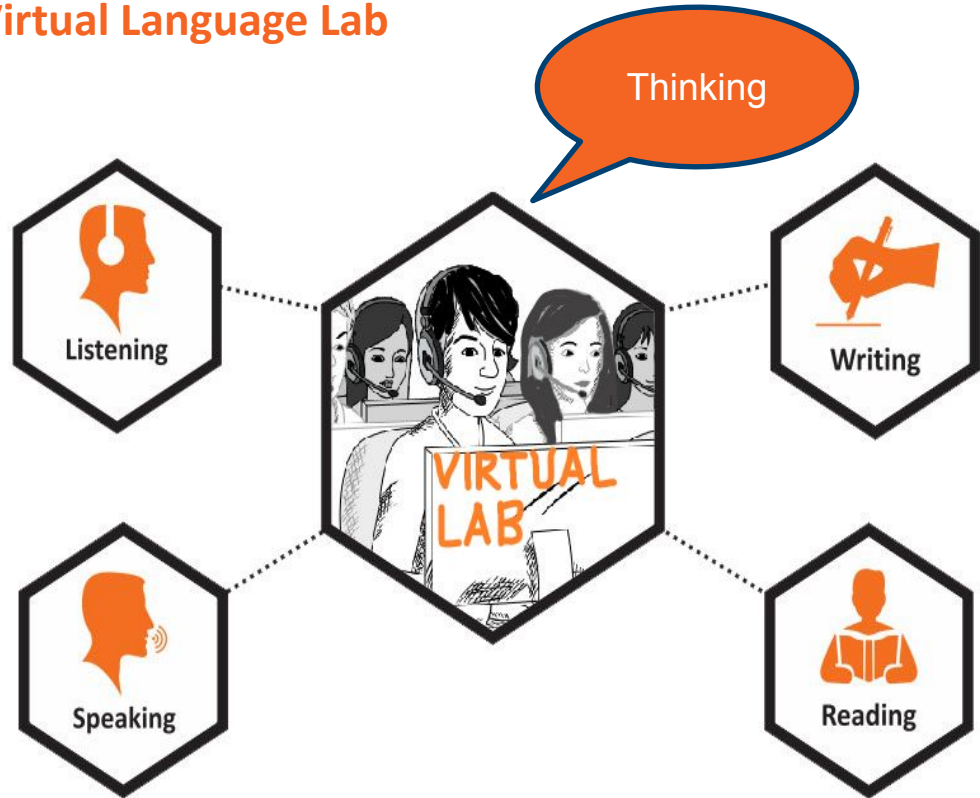
Virtual Labs at a glance



- Lab experiments can be taught using the **internet**.
- More efficiently in a **cost-effective** manner.
- Beneficial for the students with no access to physical labs or schools where equipments are not available.
- The Virtual Labs can be accessed **anytime** and **anywhere**, overcoming the constraints of time as physical labs are available only during school hours.

Key Features of a Virtual Language Lab

- **Multimedia Support:** Audio, video, text, and interactive activities.
- **Flexible Learning:** Accessible from anywhere, at any time.
- **Student-Centered Approach:** Personalized learning paths and interactive exercises.
- **Monitoring and Evaluation:** Teachers can track progress and offer real-time feedback.



Integration of Virtual Lab in Classroom Teaching



An initiative of the National Council of Educational Research and Training (Ministry of Education, Govt of India)

View DIKSHA world of open digital content

 **NCERT**

Explore content published by NCERT (National Council of Educational Research and Training)

 **CBSE**

Explore content published by CBSE (Central Board of Secondary Education)

 **NIOS**

Explore content published by NIOS (The National Institute of Open Schooling)


 **STATE / UT BOARD**

Select State

Explore content published by States and UTs

Focus Areas of DIKSHA


Education For All



To impart foundational literacy and numeracy, critical life skills for Citizens.

Explore →

Virtual Lab



Virtual laboratories access for students to enhance actual laboratory experiences

Explore →

Vocational Education



Initiative to focus on integration of vocational training with general education

Explore →

Virtual Labs eContent



Explore



Explore



Explore



Explore

- हिन्दी Medium
- English Medium

- Mathematics
- Science
- English



Explore



Explore



Explore



1

/ 1



सी डैक
CDAC

AMRITA
VEDIC LINGUISTICS

Activity: Passive to Active Voice Conversion

Please click on the link mentioned below to access related resources.



[Passive to Active Voice Conversion](#)



All

Video

Interactive

Docs

Passive to Active Voice Conversion

Explanation Resources



Passive to Active Voice Conversion

Active to Passive Voice Conversion

Singular-Plural conversion activity

Credits and Licence information



Passive to Active Voice Conversion



Theory



Procedure



Lab



Self Evaluation



References



Feedback

Convert Passive Voice to Active Voice



Instructions



Theory



Hints

Selected Tense :: Simple Present Tense Change ▾

Sentence in Passive Voice

The juice is drunk by Barbara.

Sentence in Active Voice

Juice

Barbara

the

drinks

.

Submit

Next

Show Answer

How to access Virtual labs ??

www.diksha.gov.in



Select Virtual Labs from the Focus Areas of DIKSHA



Select Class and Subject from Virtual Labs e-Content

Thank you
