

Virtual Lab as a teaching learning tool for Languages



Dr. Amit Ranjan
Assistant Professor
CIET-NCERT, New Delhi



Date and Time

23 December, 2024
10:00 AM to 11:00 AM, Monday



Dr. Rajiv Mahto
Senior Academic Consultant
CIET-NCERT, New Delhi

Resource Persons



Watch it Live on NCERT Official YouTube Channel
<https://www.youtube.com/@NCERTOFFICIAL>

**You can
watch at:**



DD Free Dish Channel
Dish TV Channel #2027-2033




PM eVidya Channel #6-12



Jio TV

For any further queries, mail to : diksha.training@ciet.nic.in or Call : 8800440559

विद्यया ऽ मृतमश्नुते



एन सी ई आर टी
NCERT

Virtual Labs for Language Learning

Dr. Amit Ranjan
Assistant Professor,
CIET, NCERT

Dr. Rajiv Ranjan Mahto
Senior Academic Consultant
CIET, NCERT

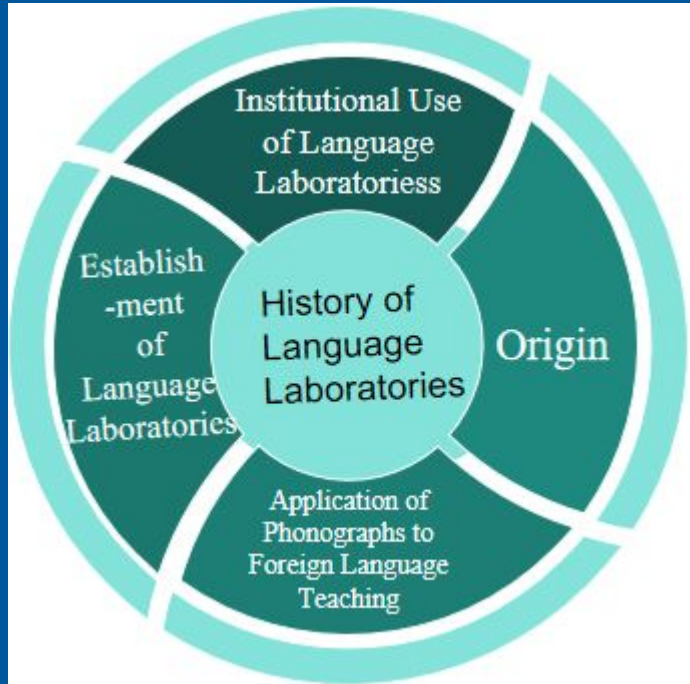
Roadmap

- Introduction to Virtual Labs
- Evolution of Language Lab
- Virtual Labs at a glance
- Virtual Labs for Language Learning
- Demonstration

Introduction : Virtual Labs

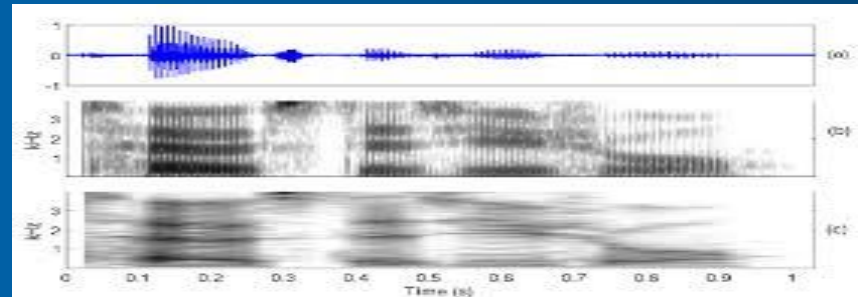
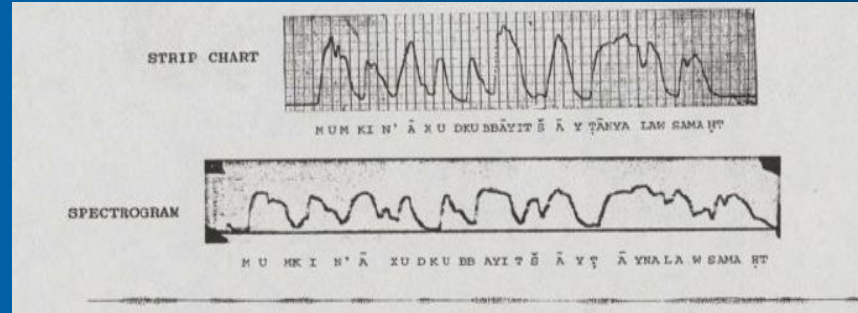
- VIRTUAL
 - Virtualis (Latin) – “excellence, potency, efficacy” – **14th Century** – “Virtue”
 - “Being something in essence or effect, though not actually or in fact” – **15th Century** – via sense of capable of producing a certain effect” [**Early 15th C**]
 - Computer sense of “not physically existing but made to appear by software” – **1959**.
 - LABORATORY
 - Laboratorium (Med. Latin) – “A place for labour or work” (from laborare – labor)
 - Room or building set apart for scientific experiments” – **16th Century**
-

Evolution of Language Laboratories



My Fair Lady (1964)

A Language lab set-up



Spectrogram:

A visual representation of speech
Time Frequency Amplitude

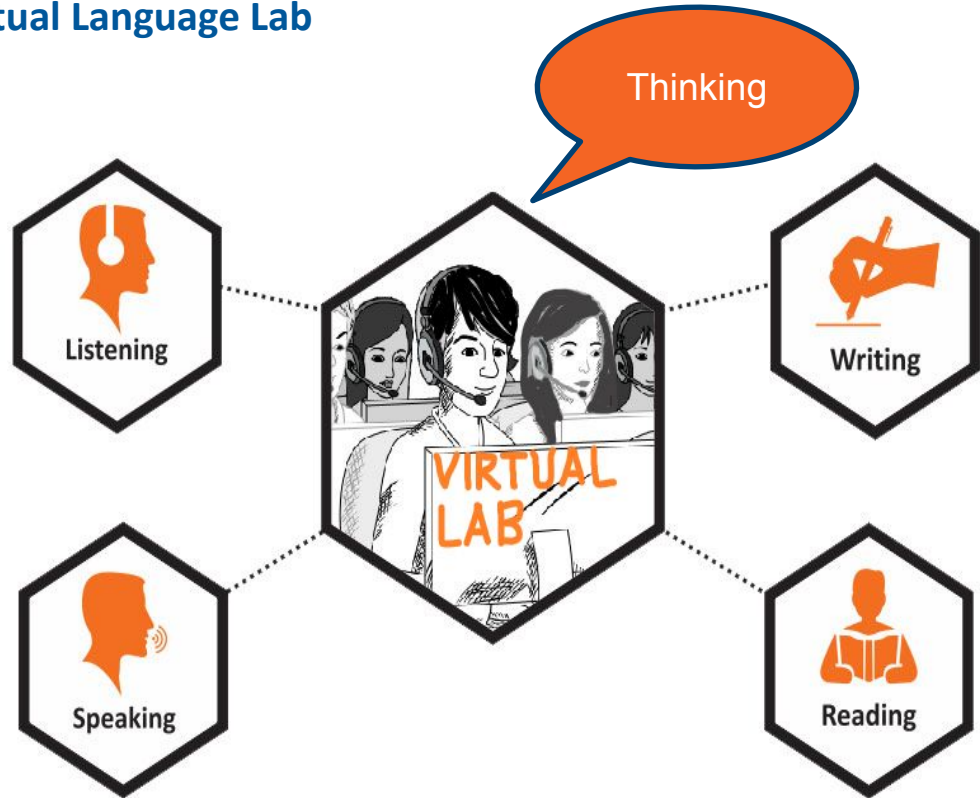
Virtual Labs at a glance



- Lab experiments can be taught using the **internet**.
- More efficiently in a **cost-effective** manner.
- Beneficial for the students with no access to physical labs or schools where equipment are not available.
- The Virtual Labs can be accessed **anytime** and **anywhere**, overcoming the constraints of time as physical labs are available only during school hours.

Key Features of a Virtual Language Lab

- **Multimedia Support:** Audio, video, text, and interactive activities.
- **Flexible Learning:** Accessible from anywhere, at any time.
- **Student-Centered Approach:** Personalized learning paths and interactive exercises.
- **Monitoring and Evaluation:** Teachers can track progress and offer real-time feedback.



Virtual Language Lab: Revolutionizing Language Learning through technology

- DIKSHA's Virtual Lab
- Real-time quizzing
- Role play videos
- Gaming
- Collaborative learning & creating
e.g., writing a poem/story together
- Exercises on:
Comprehension
Art integrated language learning
(e.g., Preposition)
- Instant feedback



Integration of Virtual Language Labs in Classroom Teaching



An initiative of the National Council of Educational Research and Training (Ministry of Education, Govt of India)

View DIKSHA world of open digital content

NCERT

Explore content published by NCERT (National Council of Educational Research and Training)

CBSE

Explore content published by CBSE (Central Board of Secondary Education)

NIOS

Explore content published by NIOS (The National Institute of Open Schooling)

STATE / UT BOARD

Select State

Explore content published by States and UTs

Focus Areas of DIKSHA

Education For All

To impart foundational literacy and numeracy, critical life skills for Citizens.

Explore →

Virtual Lab

Virtual laboratories access for students to enhance actual laboratory experiences

Explore →

Vocational Education

Initiative to focus on integration of vocational training with general education

Explore →

Virtual Labs eContent



🔗 Explore



🔗 Explore



🔗 Explore



🔗 Explore

- 🔗 हिन्दी Medium
- 🔗 English Medium

- Mathematics
- Science
- English



🔗 Explore



🔗 Explore



🔗 Explore



1

/ 1



सी डैक
CDAC

AMRITA
VEDIC LINGUISTICS

Activity: Passive to Active Voice Conversion

Please click on the link mentioned below to access related resources.



[Passive to Active Voice Conversion](#)



All

Video

Interactive

Docs

Passive to Active Voice Conversion

Explanation Resources



Passive to Active Voice Conversion

Active to Passive Voice Conversion



Singular-Plural conversion activity



Credits and Licence information



Passive to Active Voice Conversion



Theory



Procedure



Lab



Self Evaluation



References



Feedback

Convert Passive Voice to Active Voice



Instructions



Theory



Hints

Selected Tense :: Simple Present Tense Change ▾

Sentence in Passive Voice

The juice is drunk by Barbara.

Sentence in Active Voice

Juice

Barbara

the

drinks

.

Submit

Next

Show Answer

How to access Virtual labs ??

www.diksha.gov.in



Select Virtual Labs from the Focus Areas of DIKSHA



Select Class and Subject from Virtual Labs e-Content

Thank you

Virtually yours

Dr. Amit Ranjan

&

Dr. Rajiv Mahto
